



**HATFIELD TOWNSHIP BOARD OF COMMISSIONERS
REGULAR MEETING AGENDA
AUGUST 24, 2022
7:30 PM**

I. CALL TO ORDER

II. ROLL CALL

- COMMISSIONER PRESIDENT ZIPFEL
- COMMISSIONER VICE PRESIDENT RODGERS
- COMMISSIONER ANDRIS
- COMMISSIONER LEES
- COMMISSIONER ZIMMERMAN

III. PLEDGE OF ALLEGIANCE

IV. APPROVAL OF AGENDA

V. CITIZENS' COMMENTS – AGENDA ITEMS ONLY

*Attention: Board of Commissioner Meetings are Video Recorded
All comments made at the podium. Please state your name and address for the record.
Comments are guided by Resolution #10-10.*

VI. CONSENT ITEMS

- A.** Board of Commissioners Regular Meeting – *July 27, 2022*
- B.** NPWA Monthly Minutes– *June 28, 2022*
- C.** HTMA Meeting Minutes – *July 12, 2022*
- E.** Police Report – *July*
- F.** Treasurer's Report – *July*
- G. Bills Payable:**
 - A.** Paid Bills – \$231,837.30
 - B.** Unpaid Bills – \$501,978.16

VII. COMMITTEE REPORTS

- A. Planning and Zoning Committee – Vice President Rodgers**
- B. Public Works Committee – Commissioner Lees**
- C. Parks and Recreation Committee – Commissioner Zimmerman**
- D. Public Safety Committee –President Zipfel**
- E. Finance Committee – Commissioner Andris**

VIII. ACTION ITEMS

- A. Cowpath and Orvilla Realignment Subdivision Plan (closing out the project)**
Resolution #
Motion for Approval
- B. Traffic Engineer Services – Request for Proposal (as required by grant)**
Motion to advertise and seek proposals
- C. Invoices for the Accessible Ramp Construction**
Motion for Approval

IX. TOWNSHIP STAFF REPORTS

X. CITIZENS' COMMENTS

Attention: Board of Commissioner Meetings are Video Recorded
All comments made at the podium. Please state your name and address for the record.
Comments are guided by Resolution #10-10.

HATFIELD TOWNSHIP BOARD OF COMMISSIONERS
REGULAR MEETING MINUTES
July 27, 2022
7:30 PM

I. CALL TO ORDER

President Zipfel called the Hatfield Township Board of July 27, 2022 meeting to order at 7:30 p.m.

II. ROLL CALL

President Zipfel asked Mr. Bibro to call the roll. Present at the meeting were President Tom Zipfel, Vice President Bob Rodgers, Commissioner Jerry Andris, Commissioner Greg Lees and Commissioner Deborah Zimmerman. Also in attendance were Township Manager Aaron Bibro, Solicitor John Iannozzi, Township Planner Ken Amey, Township Engineer Bryan McAdam and Police Chief William Tierney.

III. PLEDGE OF ALLEGIANCE

The recipients of the Officer William Chapman Scholarship Award led the recitation of the Pledge of Allegiance.

IV. APPROVAL OF AGENDA

Commissioner Lees made a motion to approve the agenda and Commissioner Vice President Rodgers seconded the motion. The motion passed with a 5-0 vote.

V. CITIZENS' COMMENTS

There were no citizen's comments.

VI. CONSENT ITEMS

Commissioner Andris made a motion to approve the consent items listed below. Commissioner Zimmerman seconded the motion and the motion passed with a 5-0 vote.

- A. Board of Commissioners Regular Meeting – *June 22, 2022*
- B. NPWA Monthly Minutes – *May 24, 2022*
- C. HTMA Meeting Minutes – *June 14, 2022*
- D. VMSC Monthly Report – *June*

- E. Police Report – *June*
- F. Treasurer’s Report – *July*
- G. **Bills Payable:**
 - A. Paid Bills – \$24,024.81
 - B. Unpaid Bills – \$382,530.61

VII. SPECIAL ITEMS

- A. Chapman Scholarships –The Hatfield Township PBA- Chapman Scholarship Awards were presented to Molly Hull, Avery Nogami, Milind Pulugura and Mira Patel.

Lieutenant Jay Ciarllo introduced the PBA sponsored William J. Chapman Scholarship Awards. Detective Eric Geiger, Detective Bill Steinberg, Sgt. Jeff Boyd and Corporal Brandi McCoy welcomed four outstanding students from North Penn High School and Souderton Area High School. Each student received their scholarship award and President Zipfel congratulated them for their achievements.

Prior to the Committee Reports, Commissioner President Zipfel announced that the collective bargaining agreement has been extended to the police department for the next four years.

Commissioner President Zipfel made a motion to extend the collective bargaining agreement with the police department for the next four years. The four remaining commissioners were all in agreement and the motion passed with a 5-0 vote.

VIII. COMMITTEE REPORTS

- A. **Planning and Zoning Committee – Vice President Rodgers**

There was no report.

- B. **Public Works Committee – Commissioner Lees**

Commissioner Lees updated the Board on some current and upcoming public works projects in the Township.

- C. **Parks and Recreation Committee – Commissioner Zimmerman**

Commissioner Zimmerman advised of some upcoming parks and recreation events that will be held in the Township.

D. Public Safety Committee –President Zipfel

1. Commence Civil Service Commission – New Hire Eligibility List

Commissioner Lees made a motion for the Civil Service Commission to commence the hiring process for a new police officer. Commissioner Vice President Rodgers seconded the motion and the motion passed with a 5-0 vote.

E. Finance Committee – Commissioner Andris

Commissioner Andris updated the Board on the Township’s finances.

IX. ACTION ITEMS

A. Adoption of 2018 International Residential Building Code and 2018 International Fire Code, Ordinance #700

Commissioner Lees made a motion to approve Ordinance #700. Commissioner Andris seconded the motion and the motion passed with a 5-0 vote.

B. Hatfield Police Collective Bargaining Agreement Extension

This item was approved earlier in tonight’s agenda.

C. Rescue Tool Purchase – Reimburse Hatfield Fire - \$43,818

Commissioner Andris made a motion to approve a payment in the amount of \$43,818 to the Hatfield Fire Company for a rescue tool purchase. Commissioner Vice President Rodgers seconded the motion and the motion passed with a 5-0 vote.

X. TOWNSHIP STAFF REPORTS

There were no staff reports.

XI. CITIZENS’ COMMENTS

There were no citizens’ comments.

XII. ADJOURNMENT

Commissioner Lees made a motion for adjournment and Commissioner Andris seconded the motion. The motion passed with a 5-0 vote and the meeting was adjourned at 8:05 p.m.

**NORTH PENN WATER AUTHORITY
MINUTES OF THE BOARD OF DIRECTORS MEETING
JUNE 28, 2022**

Kenneth V. Farrall, Secretary, on behalf of Mr. Dingman, called the meeting to order at 7:30 p.m. The following Board members were also in attendance at the meeting: William K. Dingman, Chair (by telephone), Amy Cummings-Leight, Jeffrey H. Simcox, David W. Dedman and Helen B. Haun. The following Board Members were absent: George E. Witmayer, Richard C. Mast, Robert J. Rodgers and Arthur C. Bustard. Also present were Anthony J. Bellitto, Jr., P.E., Executive Director, Jonathan C. Hartzell, Director of Operations and Field Services, Daniel P. Pearce, Director of Information Technology, Daniel C. Preston, P.E., Director of Asset Management and Strategic Initiatives, Ami Tarburton, Director of Finance and Human Resources, and Paul G. Mullin, Esquire, Hamburg, Rubin, Mullin, Maxwell & Lupin, Solicitor.

The following items, by agenda number, were discussed:

1. **MINUTES** - Upon the motion of Mr. Simcox, seconded by Mrs. Haun, the Board approved the Minutes of the May 24, 2022, Board of Directors meeting as presented.
2. **BIDS**:
 - 2.1. Authorize and Execute Purchase Order under COSTARS (contract 008-666) – Following discussion, and upon the motion of Mr. Dingman, seconded by Mrs. Haun, the Board authorized unanimously the execution of Purchase Order No. 0015842 with Pioneer Pole Buildings, Inc., in the amount of \$113,946.00 to demolish the existing storage building on the Operations Center property and replace it with a new pole barn structure (30’W x 40’L x 12’6”H) and authorized Authority funds in the total amount of \$120,000 to complete the project.
3. **PUBLIC COMMENTS** - There were no members of the public in attendance at the meeting.
4. **FINANCIALS**:
 - 4.1. The **Statement of Income and Expense** for the period ending May 31, 2022, was highlighted by Ms. Tarburton and discussed. Ms. Tarburton noted that metered sales were up by 3%, year to year, and revenues were 41% of budget and operating expenses were 38% of budget. Debt Service Coverage is at 1.24, which is above the 1.10 required by the Trust Indenture. Total Debt Service Coverage is at 1.46. The **Statement of Net Position, Expense Variance Report, Capital Budget Report and Metered Sales Report** for the period ending May 31, 2022 were highlighted by Ms. Tarburton and discussed. It was noted that Net Position had increased by 1.7% year to year, an increase of \$2.7 million dollars. Also, it was noted that the Capital Budget expenditures are at 25% and on target. The total metered sales are also in line with projections reflecting slightly increased usage from commercial and industrial customers. Following discussion, upon the motion of Mr. Dedman,

seconded by Ms. Cummings-Leight, the Board voted unanimously to accept the financial reports and file for future audit.

4.2. The Check Register for the period May 18, 2022 to June 20, 2022 was reviewed and discussed. Upon the motion of Mrs. Haun, seconded by Mr. Dedman, the Board ratified the payments listed with a vote of 5-0 with one abstention. In accordance with the Public Official and Employee Ethics Act, Mr. Dingman announced his abstention due to a payment to Gilmore and Associates, Inc. and his written memorandum regarding such abstention is attached hereto and made a part hereof as Exhibit "A".

5. **ENGINEERING AND OPERATIONS REPORT** - The Engineering and Operations Report for the month of May 2022 was presented, highlighted by Mr. Preston and Mr. Hartzell, respectively, and discussed.

6. **OPERATING STATISTICS** - The Operating Statistics Report for the month of May 2022 was presented, highlighted by Mr. Hartzell, and discussed.

7. **APR, HR, CUSTOMER SERVICE, METER, and IT DEPARTMENT REPORTS** - The APR and HR Reports for the month of May 2022 were presented, highlighted by Mr. Bellitto, and discussed.

The Customer Service and Meter Department Reports for the month of May 2022 were presented, highlighted by Mr. Hartzell, and discussed.

The IT Department Report for the month of May 2022 was presented, highlighted by Mr. Pearce, and discussed.

8. **FOREST PARK WATER** – Mr. Bellitto, on behalf of Mr. Rodgers, Chair of the Forest Park Water Operating Committee, reported that the committee had not met. There was nothing further to report beyond that contained in the Board Packet.

9. **MAIN EXTENSIONS:**

9.1. M.E. 1497 – Del Webb Phase 2 – Upon the motion of Mrs. Haun, seconded by Mr. Dedman, the Board unanimously granted contingent final approval for 144 EDUs to Pulte Homes of PA, Limited Partnership, for the final phase of the Del Webb project, located at Forty Foot and Clemens Roads in Hatfield Township, and further approved and authorized execution of the Main Extension Agreement relating to the development. The approval is contingent upon the Developer furnishing a Security Bond acceptable to the Solicitor.

10. **ITEMS FOR DISCUSSION:**

- 10.1. After discussion, and upon the motion of Mr. Simcox, seconded by Ms. Cummings-Leight, the Board authorized unanimously the following:
- Execution of a three-year Small Utility Enterprise Agreement (SUEA) with ESRI, Inc., for maintenance and support for GIS software licensing, maintenance and unlimited support in the total amount of \$82,500 invoiced at \$27,500 per year. This amount was previously authorized as part of the approved 2022 IT Operating Expense Budget.
 - Execution of a quote for a one-year maintenance and support agreement with Cityworks Corporation in the total amount of \$39,000. The agreement includes software licensing, maintenance and unlimited support for our CMMS (Customer Maintenance Management System). This amount was previously authorized as part of the approved 2022 IT Operating Expense Budget.

11. **COMMITTEE REPORTS:**

- 11.1. Engineering Committee - Mr. Farrall, Chair of the Engineering Committee, reported that the Committee had not met. The Engineering Committee is planning to meet in July 2022.
- 11.2. Executive Committee - Mr. Simcox, Chair of the Executive Committee, reported that the committee had not met.
- 11.3. Finance Committee –Mrs. Haun, Chair of the Finance Committee, reported that the committee had not met.

12. **CORRESPONDENCE** - Various items of correspondence and newspaper articles contained in the Authority meeting booklet were reviewed. Mr. Bellitto noted the numerous news articles and correspondence related to the EPA press release regarding Health Advisory Limits being established for various PFAS compounds. As the regulatory process continues, we will be monitoring closely these developments and the potential impact to NPWA operations.

13. **COMING EVENTS:**


- 13.1. The Forest Park Operating Committee Meeting is scheduled for Tuesday, August 16, 2022 at 6:00 pm at North Penn Water Authority, 300 Forty Foot Road, Lansdale, Pennsylvania.
- 13.2. The NPWA/NWWA Joint Board meeting will be held on Thursday, September 1, 2022 at 7:00 pm at North Penn Water Authority, 300 Forty Foot Road, Lansdale, Pennsylvania.
- 13.3. The PMAA 80th Annual Conference and Trade Show will be held from

September 11-14, 2022, at the Erie Bayfront Convention Center, Erie, Pennsylvania.

- 13.4. The Forest Park Customer Appreciation Day Golf Outing date is scheduled for Monday, September 26, 2022 at The Bucks Club, York Road, Jamison, Pennsylvania.
- 13.5. Public voting will take place at the North Penn Water Authority Operations Center on General Election Day, Tuesday, November 8, 2022.
14. **OLD BUSINESS** – There was no Old Business to come before the Board.
15. **NEW BUSINESS** – There was no New Business to come before the Board.
16. **EXECUTIVE SESSION** – There was no Executive Session.

There being no further business, upon the motion of Mr. Simcox, seconded by Mr. Dedman, the Board voted unanimously to adjourn at 8:11 p.m.

Respectfully submitted,

A large, stylized handwritten signature in black ink, appearing to read 'K. V. Farrall', is written over the typed name and title.

Kenneth V. Farrall
Secretary

Hatfield Township

MUNICIPAL AUTHORITY

Ralph Harvey, *Chairman*
Donald Atkiss, *Vice Chairman*
George Landis, *Asst. Secretary*
Barry Wert, *Secretary / Asst. Treasurer*
Charles Sibel, *Treasurer*

GHD Inc ~ *Engineer*

Hamburg, Rubin, Mullin,
Maxwell & Lupin ~ *Solicitor*

HATFIELD TOWNSHIP MUNICIPAL AUTHORITY
PUBLIC MEETING
July 12, 2022

I. Call to order by the Chairman @ 7:32 PM: Mr. Harvey also announced that the Board just came out of executive session where we discussed personnel and real estate issues.

II. Roll call by Secretary: Authority members present: Barry Wert, Charles Sibel, George Landes, Ralph Harvey and Donald Atkiss. Also present: Executive Director Peter Dorney, Solicitor Paul Mullin and remotely by Engineer Tim Parthemore.

III. Approval of minutes for June 14, 2022: Motion to approve the minutes as presented was made by George Landes, second by Charles Sibel and approved by the Authority.

IV. Citizen's comments - no report

V. Union - no report

VI. Montgomery Township -- no report

Vii. Executive Director's Report

A. DEP/Stack Test - The protocol for the next stack test, which we hope to be in December, has been submitted to DEP for approval. However, DEP has not yet reviewed the previous stack test from January, so we cannot be 100% sure that the new protocol is sufficient.

B. Air Quality Title V Permit Renewal - The renewal is still in the hands of DEP, with no Draft Permit yet received.

C. NPDES Permit Renewal - GHD (Judy Musselman) had submitted HTMA's comments to the Draft Permit. DEP responded with comments and questions, and Judy responded to those. Subsequently DEP provided their responses, and Steve Hann will review those responses to see if any of DEP's responses or positions are worth challenging further.

D. Secondary Channels Replacement Project - We are still awaiting the arrival of all the necessary fabricated equipment onto our site, at which point we will then have to schedule installation.

E. Office Addition - We had the 60% design review meeting with GHD to discuss the initial concept of the new office, and to offer comments and suggestions for some minor changes. Several questions were asked by Mr. Harvey, and it was suggested by Mr. Wert that when we get the 80% design plans we send a copy to the Township to let them see what we are doing. Mr. Harvey also questioned if it would be prudent to renovate parts of the laboratory along with the office project. We will consult with our Engineer on this project.

F. Pine Street sewer line replacement - The contractor began installation of the new sewer line today, July 12, and so far no problems. The first manhole was installed and about 80' of pipe up to Rebecca Drive.

G. Plant Electric Grid Upgrade - Due to vacations and slow responses from the major vendors of equipment, the progress recently has been slow. GHD's plan is to have a good idea of estimated costs for equipment by the August Board meeting.

H. Flood Wall Project - Mr. Dorney provided an estimate from GHD for the cost to design the project. In order to apply for any grants, a proposed design must be completed. Motion to approve GHD proceeding with the design was made by George Landes, seconded by Barry Wert and approved by the Authority.

I. Retaining Wall at Headworks - Mr. Dorney had a meeting with Charles Winslow and Jeff Wert on site to discuss the project and to look at the areas of conflict with property lines found by Metz's survey. It was agreed that the first step should be to clear all the scrub brush and scrub trees from the fence line, so that we can get a better idea from a contractor how the installation of the wall would best proceed. Mr. Dorney has contacted the owner of the Cabaret and will meet with him on the site to discuss the project. Also, discussed was that due to property line excursion by the Cabaret property, a lease agreement may be appropriate to spell that out to avoid future problems.

J. Praxair/Linde - still no tapping fees from Praxair, and it is unlikely that they have yet submitted the Planning Mailer to DEP for the increased flow. Mr. Stammers spoke with their representative on the phone, and he expressed surprise at the necessity for the tapping fees, even though this information was provided to him in 2021 with the requirement he contact us and provide additional information.

K. Solar Power - The micro-grid solar plan is still on hold since EPA has to finish its site ground water testing and evaluation before they can give us the okay to move forward with using the site. Initial discussions between Steve Hann and EPA seem to indicate there should be no problems, but we can't proceed before hearing from them. We are also looking into installing solar panels on the roof of the new office.

VIII. Pretreatment Report: no report

IX. Engineer's Report - Tim Parthemore presented the following requisitions:

2020-9480	Pine Street	\$ 3324.50
2021-9840	Secondary Clarifiers	\$ 512.50
2021-9420	Office Addition	\$ 15991.00
2021-9770	Electric Grid/UPS project	\$ 4645.50

X. Solicitor's Report - Mr. Mullin asked for consent to approve the easement agreement and payment offer to Michael Malin as discussed in executive session, based on Mr. Dorney's discussions with Mr. Malin, and to approach him with the proposal for his review and hopefully his approval, to then be approved by the Board at the August meeting. The Board gave their unanimous consent.

XI. Treasurer's Report - After review of the bills presented, Mr. Sibel made the motion to approve the bills and requisitions as submitted, second by Barry Wert, and approved by the Authority.

XII. Old Business

A. DHS Security Evaluation - they have again contacted us and we will plan a site meeting with them in either September or October.

B. Baum Property Development - progressing with construction.

C. Walter's Property Development - progressing with construction.

D. Grit Washer Purchase - no further contact from the vendor regarding his inclusion on PACOSTARS.

E. Clemens Meeting - the engineer for Clemens contacted us for a sewer map so that they can review where they may be able to tie into our sewer line in the event it eventually becomes feasible for them to connect some flow to HTMA. Mr. Landes questioned whether Clemens can actually do this based on Towamencin Township and Hatfield Township's 537 Plans, to which Mr. Mullin replied that is unclear, but it would be Clemens's fight to pursue.

XIII. New Business

A. Screw Pump Replacement Discussion - Mr. Dorney discussed the cost of replacing screw pumps at pump station #2, and suggested that we ask GHD to do a short evaluation of whether they could be replaced with submersible pumps as/if they need to be replaced, and whether it would be cost effective. GHD estimates the cost for the study to be \$10,000 to \$15,000. Motion was made by George Landes to go ahead with the study, seconded by Barry Wert and approved by the Authority.

B. Construction Reserve Account Discussion - Mr. Dorney reported on his and Mr. Mullin's discussions and research into better investment options for our construction reserve account, currently being held in government money market. Mr. Mullin explained the limitations placed on HTMA via the Municipal Authorities Act, but suggested that pooled CD's from Uninvest would be acceptable. The Board made some suggestions, and Mr. Dorney will have a recommended plan at August's meeting.

C. Generator Emergency Repair Discussion - we had a major problem, which could have been catastrophic, with the conduit and wiring that runs from one of our generators to the circuit breaker panel it supplies. BSI was called in to begin fixing the emergency problem. The generator was installed circa 1999 and tied into the existing panel installed in 1972. BSI reported that due to obsolete parts and new electric codes, it could not be repaired as originally installed and requires several upgrades that BSI has estimated will cost approximately \$80,000. In the mean-time we are renting a generator for stand-by. Mr. Dorney explained that a number of these upgrades would have been part of the entire plant's entire electrical grid evaluation and upgrade being performed by GHD at the present time. A motion

was made by George Landes to authorize BSI to proceed as quickly as possible, second by Barry Wert and approved by the Authority. If the cost needs to exceed \$80,000 Mr. Dorney will first contact the Board.

XIV. Other Business

A. Mr. Dorney reported that with Mindy Stinson's persistent contact and explanations to our insurance agent and insurance carrier, it appears they will be able to provide us with a cyber security policy after all.

B. Mr. Dorney wanted to publicly commend the efforts of Metz Engineers, and in particular Jeff Wert for his work with the Authority on a number of projects. Mr. Parthemore concurred that it has been extremely advantageous for the Authority to use him as a local engineer, and his cooperative assistance with GHD has been a great help to GHD and HTMA.

C. Picnic – is set for August 25th.

D. Adjournment - motion to adjourn was made by George Landes, second by Charles Sibel and approved by the Board at 8:37 PM.

Submitted by,



Secretary

Hatfield Township Municipal Authority
Monthly Budget Report

Fiscal Year April 1, 2022 through March 31, 2023

Fiscal Month #3 of 12

	June	Fiscal Year To Date	Budgeted
INCOME: Operations			
Sewer Use Fees - Residential	\$16,858.83	\$757,212.27	\$2,900,000
Sewer Use Fees - Commercial	\$1,365.48	\$135,975.38	\$515,000
Sewer Use Fees - Industrial	\$24.04	\$288,130.98	\$925,000
Penalties and Interest	\$2,852.95	\$13,043.59	\$70,000
Connection Fees	\$400.00	\$2,912.00	\$6,000
Certifications - Title Companies	\$600.00	\$1,175.00	\$8,250
Lateral Repair Permit Fees	\$750.00	\$750.00	\$0
Demolition Permit Fees	\$50.00	\$50.00	\$0
Montgomery Township Sewer Fees	\$0.00	\$260,345.34	\$1,025,000
Hatfield Borough Sewer Fees	\$0.00	\$99,478.01	\$475,000
Franconia Township Sewer Fees	\$0.00	\$44,855.25	\$181,400
Trucked Waste - Sludge	\$49,266.25	\$164,084.75	\$595,000
Trucked Waste - Septic, Holding	\$88,958.14	\$258,908.78	\$835,000
Interest on Construction Reserve	\$501.11	\$1,329.61	\$5,000
TV/Jet-Vac Services	\$0.00	\$0.00	\$1,500
Lab Fees	\$492.00	\$492.00	\$0
Pretreatment Fines	\$0.00	\$0.00	\$0
Miscellaneous	\$0.00	\$0.00	\$4,000
Total - Operations Income	\$162,118.80	\$2,030,567.96	\$7,546,150

Hatfield Township Municipal Authority
Monthly Budget Report

Fiscal Year April 1, 2016 through March 31, 2017

Fiscal Month #3 of 12

	June	Fiscal Year To Date	Budgeted
EXPENSES: Operations			
Salaries	\$239,601.22	\$750,636.91	\$3,150,885.00
Benefits, incl. education and training	\$87,224.43	\$350,139.11	\$1,423,000.00
Utilities	\$19,541.35	\$103,878.87	\$806,000
Ash and Sludge Disposal	\$4,982.90	\$22,850.34	\$150,000.00
Grit and Screenings Disposal	\$0.00	\$2,373.75	\$34,000.00
Plant Chemicals	\$13,459.84	\$115,749.91	\$331,250.00
Lab Supplies and Analysis	\$7,479.09	\$23,247.83	\$130,000
Plant Maintenance	\$48,456.56	\$254,208.79	\$677,000
Sewer Maintenance	\$16,984.41	\$39,422.09	\$209,500
Vehicle Maintenance	\$4,162.24	\$12,186.83	\$39,000
Insurance - liability, work. comp.	\$34,090.00	\$94,970.50	\$245,000
Office	\$5,411.58	\$30,198.04	\$114,800
Lansdale sewer charges	\$377.35	\$1,975.82	\$8,000
Towamencin sewer charges	\$0.00	\$0.00	\$72,750
Engineer - misc. operations	\$8,837.75	\$37,074.01	\$105,000
Solicitor	\$14,622.50	\$31,409.00	\$105,000
Accountant / Auditor	\$0.00	\$0.00	\$17,500
Board Fees	\$750.00	\$750.00	\$3,000
Miscellaneous	\$6,680.00	\$7,179.00	\$10,000
Total - Operations Expenses	\$512,661.22	\$1,878,250.80	\$7,631,685

**Hatfield Township Municipal Authority
Monthly Budget Report**

Fiscal Year April 1, 2022 through March 31, 2023

Fiscal Month #3 of 12

	June	Fiscal Year To Date	Budgeted
INCOME: Capital			
Tapping Fees	\$21,713.50	\$24,581.50	\$240,000.00
Front Foot Assessment	\$0.00	\$0.00	\$0.00
Montgomery Twp. Capital	\$0.00	\$34,226.28	\$591,738.00
Montgomery Twp. Debt Service	\$0.00	\$0.00	\$0.00
Total - Capital Income	\$21,713.50	\$58,807.78	\$831,738.00
	June	Fiscal Year To Date	Total Paid To Date
EXPENSES: Capital			
2022 Sewer Work	\$0.00	\$0.00	\$0.00
2022 I/I Mitigation Plan	\$0.00	\$0.00	\$0.00
Plant Paving	\$0.00	\$0.00	\$0.00
Annual Stack Test	\$0.00	\$0.00	\$0.00
Office Addition	\$8,414.75	\$21,637.00	\$42,285.80
Centrifuge Rehab	\$0.00	\$0.00	\$0.00
Secondary #1 Rehab	\$168,400.50	\$169,381.00	\$206,968.73
Trucked Waste Diffusers	\$0.00	\$0.00	\$0.00
Admin Building HVAC replacement	\$0.00	\$0.00	\$0.00
Pine Street Line Remediation	\$7,180.25	\$13,659.42	\$103,192.52
Afterburner Repair	\$0.00	\$0.00	\$0.00
New Polymer Feed System	\$0.00	\$0.00	\$0.00
New Bar Screen	\$0.00	\$0.00	\$0.00
Flood Gates/Wall	\$0.00	\$14,598.22	\$37,603.54
Grit Classifier	\$0.00	\$0.00	\$0.00
Lab Equipment	\$0.00	\$0.00	\$0.00
New Televising Truck	\$0.00	\$0.00	\$0.00
New Spare Centrifuge Gearbox	\$0.00	\$0.00	\$0.00
Secondary Clarifier Drain	\$0.00	\$0.00	\$0.00
Concrete Rehab at Ash Garage	\$0.00	\$0.00	\$0.00
Electric Grid Rehab	\$2,874.00	\$24,274.23	\$24,274.23
Total - Capital Expenses	\$186,869.50	\$243,549.87	\$414,324.82

**Hatfield Twp - General Fund
Treasury Report
As of July 2022**

Overview of Total Funds Under Township Management

Fund Number	Fund Name	Beginning Balance	Ending Balance
1	General Fund	2,719,198.39	2,089,869.46
	Uninvest Money Market	1,546,024.96	1,546,024.96
2	General Fund Reserve	700,000.00	900,000.00
3	Fire Fund	350,893.60	350,893.60
4	Fire Capital Fund	970,396.25	970,396.25
5	Act 209 Impact Fund	1,228,155.27	1,228,155.27
6	Debt Service Fund	1,314,946.84	1,309,827.06
14	Capital Fund	221,980.31	159,650.00
15	Community Pool Fund	156,612.44	79,230.30
	Snack Bar	11,148.44	28,057.83
16	Pool Reserves	157,156.41	157,156.41
18	Park and Recreation Fund	159,996.81	126,398.96
19	Park and Recreation Capital Fund	155,804.37	155,154.37
35	Liquid Fuels Fund	538,084.01	508,154.81
36	Contribution Fund (Recycling, Tree	1,704,932.63	1,659,969.66
	American Recovery Act - 2021	501,859.47	501,859.47
37	Escrow	1,704,932.63	1,659,969.66
Total Funds Under Township Management		14,142,122.83	13,430,768.07

General Fund - Fund 01

Type	Date	Memo	Debit	Credit	Balance
Opening Balance					2,719,198.39
Journal Entry	07/05/2022	debit	1,726.20		2,720,924.59
Journal Entry	07/05/2022	JE		235,488.97	2,485,435.62
Payment	07/07/2022		112.25		2,485,547.87
Payment	07/07/2022		112.25		2,485,660.12
Payment	07/07/2022		81.00		2,485,741.12
Payment	07/07/2022		1,008.00		2,486,749.12
Payment	07/07/2022		81.00		2,486,830.12
Payment	07/07/2022		3,360.00		2,490,190.12
Payment	07/07/2022		77,083.33		2,567,273.45
Payment	07/07/2022		174.75		2,567,448.20
Deposit	07/12/2022		163,863.43		2,731,311.63
Deposit	07/12/2022		83,812.69		2,815,124.32
Journal Entry	07/13/2022	DC trans		50,000.00	2,765,124.32
Deposit	07/14/2022	EIT -Berkhieimer	23,032.22		2,788,156.54
Deposit	07/14/2022		1,353.62		2,789,510.16
Deposit	07/14/2022	EIT -Berkhieimer	8,158.17		2,797,668.33
Deposit	07/14/2022	EIT -Berkhieimer	2,471.02		2,800,139.35
Deposit	07/14/2022	LST	241.56		2,800,380.91
Deposit	07/14/2022	LST	827.30		2,801,208.21
Deposit	07/15/2022	Interest Earned	2,124.13		2,803,332.34
Journal Entry	07/19/2022	Credit		234,899.47	2,568,432.87
Journal Entry	07/19/2022	debit	1,694.71		2,570,127.58
Bill Payment (Check)	07/19/2022			12,449.00	2,557,678.58
Deposit	07/19/2022	EIT -Berkhieimer	1,862.95		2,559,541.53
Deposit	07/19/2022	EIT -Berkhieimer	5,277.48		2,564,819.01
Deposit	07/19/2022	EIT -Berkhieimer	1,368.34		2,566,187.35
Deposit	07/19/2022	LST	1,009.00		2,567,196.35

**Hatfield Twp - General Fund
Treasury Report
As of July 2022**

Deposit	07/19/2022	LST	1,111.55		2,568,307.90
Deposit	07/20/2022		3,536.79		2,571,844.69
Journal Entry	07/20/2022	Visa pool	8,066.37		2,579,911.06
Journal Entry	07/20/2022	Visa Parks and Rec	2,632.31		2,582,543.37
Journal Entry	07/20/2022	Visa capital pol June	770.31		2,583,313.68
Deposit	07/20/2022		2,953.61		2,586,267.29
Journal Entry	07/21/2022			200,000.00	2,386,267.29
Journal Entry	07/21/2022	Per budget to Open Space		25,000.00	2,361,267.29
Bill Payment (Check)	07/21/2022	Voided	0.00		2,361,267.29
Bill Payment (Check)	07/21/2022			1,090.90	2,360,176.39
Bill Payment (Check)	07/21/2022			72.56	2,360,103.83
Bill Payment (Check)	07/21/2022			158.48	2,359,945.35
Bill Payment (Check)	07/21/2022			732.65	2,359,212.70
Bill Payment (Check)	07/21/2022			1,032.78	2,358,179.92
Bill Payment (Check)	07/21/2022			1,440.00	2,356,739.92
Bill Payment (Check)	07/21/2022			68.96	2,356,670.96
Bill Payment (Check)	07/21/2022			2,145.00	2,354,525.96
Bill Payment (Check)	07/21/2022			2,112.00	2,352,413.96
Bill Payment (Check)	07/21/2022			485.50	2,351,928.46
Bill Payment (Check)	07/21/2022			947.30	2,350,981.16
Bill Payment (Check)	07/21/2022			947.80	2,350,033.36
Bill Payment (Check)	07/21/2022			850.00	2,349,183.36
Bill Payment (Check)	07/21/2022			580.00	2,348,603.36
Bill Payment (Check)	07/21/2022			90.73	2,348,512.63
Bill Payment (Check)	07/21/2022			769.54	2,347,743.09
Bill Payment (Check)	07/21/2022			214.15	2,347,528.94
Bill Payment (Check)	07/21/2022			500.00	2,347,028.94
Bill Payment (Check)	07/21/2022			3,350.00	2,343,678.94
Bill Payment (Check)	07/21/2022			1,500.00	2,342,178.94
Bill Payment (Check)	07/21/2022			375.83	2,341,803.11
Bill Payment (Check)	07/21/2022			21.19	2,341,781.92
Bill Payment (Check)	07/21/2022			91,898.35	2,249,883.57
Bill Payment (Check)	07/21/2022			41,349.75	2,208,533.82
Bill Payment (Check)	07/21/2022			29,891.25	2,178,642.57
Bill Payment (Check)	07/21/2022			120.00	2,178,522.57
Bill Payment (Check)	07/21/2022			1,000.00	2,177,522.57

**Hatfield Twp - General Fund
Treasury Report
As of July 2022**

Bill Payment (Check)	07/21/2022	408.00	2,177,114.57
Bill Payment (Check)	07/21/2022	47.57	2,177,067.00
Bill Payment (Check)	07/21/2022	6,233.14	2,170,833.86
Bill Payment (Check)	07/21/2022	2,303.98	2,168,529.88
Bill Payment (Check)	07/21/2022	7,804.50	2,160,725.38
Bill Payment (Check)	07/21/2022	199.65	2,160,525.73
Bill Payment (Check)	07/21/2022	287.38	2,160,238.35
Bill Payment (Check)	07/21/2022	593.85	2,159,644.50
Bill Payment (Check)	07/21/2022	7,310.00	2,152,334.50
Bill Payment (Check)	07/21/2022	18,337.50	2,133,997.00
Bill Payment (Check)	07/21/2022	1,650.00	2,132,347.00
Bill Payment (Check)	07/21/2022	5,481.00	2,126,866.00
Bill Payment (Check)	07/21/2022	1,050.00	2,125,816.00
Bill Payment (Check)	07/21/2022	1,288.41	2,124,527.59
Bill Payment (Check)	07/21/2022	668.00	2,123,859.59
Bill Payment (Check)	07/21/2022	1,019.54	2,122,840.05
Bill Payment (Check)	07/21/2022	7,797.70	2,115,042.35
Bill Payment (Check)	07/21/2022	239.95	2,114,802.40
Bill Payment (Check)	07/21/2022	154.54	2,114,647.86
Bill Payment (Check)	07/21/2022	3,219.58	2,111,428.28
Bill Payment (Check)	07/21/2022	30.00	2,111,398.28
Bill Payment (Check)	07/21/2022	2,888.89	2,108,509.39
Bill Payment (Check)	07/21/2022	43.32	2,108,466.07
Bill Payment (Check)	07/21/2022	396.00	2,108,070.07
Bill Payment (Check)	07/21/2022	1,288.84	2,106,781.23
Bill Payment (Check)	07/21/2022	1,184.22	2,105,597.01
Bill Payment (Check)	07/21/2022	167.63	2,105,429.38
Bill Payment (Check)	07/21/2022	238.85	2,105,190.53
Bill Payment (Check)	07/21/2022	5,541.92	2,099,648.61
Bill Payment (Check)	07/21/2022	10,714.42	2,088,934.19
Bill Payment (Check)	07/21/2022	1,153.00	2,087,781.19
Bill Payment (Check)	07/21/2022	824.31	2,086,956.88
Bill Payment (Check)	07/21/2022	932.00	2,086,024.88
Bill Payment (Check)	07/21/2022	24.50	2,086,000.38

**Hatfield Twp - General Fund
Treasury Report
As of July 2022**

Bill Payment (Check)	07/21/2022			2,711.27	2,083,289.11
Bill Payment (Check)	07/21/2022			2.00	2,083,287.11
Bill Payment (Check)	07/21/2022			2,662.00	2,080,625.11
Bill Payment (Check)	07/21/2022			12,225.00	2,068,400.11
Bill Payment (Check)	07/21/2022			1,157.65	2,067,242.46
Bill Payment (Check)	07/21/2022			2,223.12	2,065,019.34
Bill Payment (Check)	07/21/2022			275.70	2,064,743.64
Bill Payment (Check)	07/21/2022			109.00	2,064,634.64
Bill Payment (Check)	07/21/2022			50.00	2,064,584.64
Bill Payment (Check)	07/21/2022			58,669.00	2,005,915.64
Journal Entry	07/30/2022			84.80	2,005,830.84
Deposit	07/30/2022	EIT -Berkheimer	8,852.81		2,014,683.65
Journal Entry	07/30/2022		1,137.22		2,015,820.87
Journal Entry	07/30/2022		70.76		2,015,891.63
Journal Entry	07/30/2022		545.00		2,016,436.63
Journal Entry	07/30/2022		25.00		2,016,461.63
Journal Entry	07/30/2022		15.00		2,016,476.63
Deposit	07/30/2022	LST	35,368.99		2,051,845.62
Deposit	07/30/2022	LST	3,996.12		2,055,841.74
Deposit	07/30/2022	EIT -Berkheimer	3,401.67		2,059,243.41
Deposit	07/30/2022	EIT -Berkheimer	5,465.20		2,064,708.61
Deposit	07/30/2022	EIT -Berkheimer	3,846.79		2,068,555.40
Deposit	07/30/2022	EIT -Berkheimer	2,536.15		2,071,091.55
Deposit	07/30/2022	EIT -Berkheimer	5,039.92		2,076,131.47
Deposit	07/30/2022	EIT -Berkheimer	23,154.02		2,099,285.49
Deposit	07/30/2022	EIT -Berkheimer	2,836.22		2,102,121.71
Journal Entry	07/30/2022			12,252.25	2,089,869.46
Ending Balance			\$ 496,197.21	\$ 1,125,526.14	2,089,869.46

General Fund Univest Money Market

Type	Date	Memo	Debit	Credit	Balance
Opening Balance					1,546,024.96
Ending Balance					1,546,024.96

General Fund Reserves - Fund 02

Type	Date	Memo	Debit	Credit	Balance
Opening Balance					700,000.00
Deposit	07/21/2022	Deposit	200,000.00		900,000.00
Ending Balance			200,000.00	0.00	900,000.00

Fire Fund - Fund 03

Type	Date	Num	Debit	Credit	Balance
Opening Balance					350,893.60
					350,893.60
Ending Balance					350,893.60

Fire Reserve Fund - Fund 04

**Hatfield Twp - General Fund
Treasury Report
As of July 2022**

<u>Type</u>	<u>Date</u>	<u>Num</u>	<u>Debit</u>	<u>Credit</u>	<u>Balance</u>
Opening Balance					970,396.25
					970,396.25
Ending Balance					970,396.25

Act 209 Fund - Fund 05

<u>Type</u>	<u>Date</u>	<u>Debit</u>	<u>Credit</u>	<u>Balance</u>
Opening Balance				1,228,155.27
				1,228,155.27
Ending Balance				1,228,155.27

Debt Service Fund - Fund 06

<u>Type</u>	<u>Date</u>	<u>Debit</u>	<u>Credit</u>	<u>Balance</u>
Opening Balance				1,314,946.84
Bill Pmt -Check	07/14/2022		1,116.88	1,313,829.96
Bill Pmt -Check	07/14/2022		92.35	1,313,737.61
Bill Pmt -Check	07/14/2022		309.34	1,313,428.27
Bill Pmt -Check	07/14/2022		558.25	1,312,870.02
Bill Pmt -Check	07/14/2022		1,228.23	1,311,641.79
Bill Pmt -Check	07/14/2022		1,099.70	1,310,542.09
Bill Pmt -Check	07/14/2022		715.03	1,309,827.06
Ending Balance		0.00	5,119.78	1,309,827.06

Captial Reserve Fund - Fund 14

<u>Type</u>	<u>Date</u>	<u>Debit</u>	<u>Credit</u>	<u>Balance</u>
Opening Balance				221,980.31
Bill Payment (Check)	07/11/2022		61,522.00	160,458.31
Bill Payment (Check)	07/20/2022		770.31	159,688.00
Bill Payment (Check)	07/21/2022		38.00	159,650.00
Ending Balance			\$ 62,330.31	159,650.00

Community Pool Fund - Fund 15

<u>Type</u>	<u>Date</u>	<u>Debit</u>	<u>Credit</u>	<u>Balance</u>
Opening Balance				156,612.44
Deposit	07/01/2022	2,397.81		159,010.25
Deposit	07/04/2022	8,865.91		167,876.16
Journal Entry	07/05/2022	credit taxes owed	19,632.35	148,243.81
Journal Entry	07/05/2022		3,374.17	144,869.64
Journal Entry	07/05/2022	credit- payroll cost	832.20	144,037.44
Journal Entry	07/05/2022	8,039.25		152,076.69
Deposit	07/05/2022	1,542.99		153,619.68
Deposit	07/05/2022	1,651.00		155,270.68
Deposit	07/05/2022	1,704.00		156,974.68
Deposit	07/05/2022	1,860.00		158,834.68
Deposit	07/05/2022	2,175.00		161,009.68
Journal Entry	07/05/2022	Credit checks	20,769.17	140,240.51
Journal Entry	07/05/2022	credit direct dep	45,061.66	95,178.85
Deposit	07/05/2022	2,214.80		97,393.65

**Hatfield Twp - General Fund
Treasury Report
As of July 2022**

Deposit	07/05/2022		5,063.00	102,456.65
Deposit	07/06/2022		220.00	102,676.65
Deposit	07/06/2022		675.00	103,351.65
Deposit	07/06/2022		750.00	104,101.65
Deposit	07/06/2022		860.00	104,961.65
Deposit	07/06/2022		990.00	105,951.65
Deposit	07/06/2022		1,452.00	107,403.65
Deposit	07/06/2022		1,795.00	109,198.65
Deposit	07/06/2022		2,003.39	111,202.04
Deposit	07/07/2022		130.00	111,332.04
Deposit	07/07/2022		826.48	112,158.52
Deposit	07/07/2022		1,105.00	113,263.52
Deposit	07/08/2022		283.23	113,546.75
Deposit	07/10/2022		733.97	114,280.72
Deposit	07/11/2022		300.00	114,580.72
Deposit	07/11/2022		393.00	114,973.72
Deposit	07/11/2022		6,201.75	121,175.47
Deposit	07/11/2022		3,732.00	124,907.47
Deposit	07/11/2022		1,304.00	126,211.47
Deposit	07/11/2022		982.00	127,193.47
Deposit	07/11/2022		765.00	127,958.47
Deposit	07/11/2022		596.00	128,554.47
Deposit	07/11/2022		425.00	128,979.47
Deposit	07/12/2022		1,807.00	130,786.47
Journal Entry	07/12/2022	2nd Half Tax owed PA		
			1,661.89	129,124.58
Bill Payment (Check)	07/13/2022		4,083.33	125,041.25
Bill Payment (Check)	07/13/2022		2,820.92	122,220.33
Bill Payment (Check)	07/13/2022		2,673.77	119,546.56
Bill Payment (Check)	07/13/2022		2,638.00	116,908.56
Bill Payment (Check)	07/13/2022		650.03	116,258.53
Bill Payment (Check)	07/13/2022		500.55	115,757.98
Bill Payment (Check)	07/13/2022		4,718.41	111,039.57
Bill Payment (Check)	07/13/2022		342.04	110,697.53
Bill Payment (Check)	07/13/2022		297.00	110,400.53
Deposit	07/13/2022		1,875.00	112,275.53
Deposit	07/13/2022		3,690.37	115,965.90
Deposit	07/13/2022		1,291.77	117,257.67
Deposit	07/13/2022		250.00	117,507.67
Bill Payment (Check)	07/13/2022		180.98	117,326.69
Deposit	07/14/2022		1,100.00	118,426.69
Deposit	07/14/2022		2,125.35	120,552.04
Deposit	07/15/2022		1,233.00	121,785.04
Deposit	07/15/2022		1,743.00	123,528.04
Deposit	07/15/2022		945.83	124,473.87
Deposit	07/16/2022		1,453.93	125,927.80
Deposit	07/18/2022		125.00	126,052.80
Deposit	07/18/2022		280.00	126,332.80

**Hatfield Twp - General Fund
Treasury Report
As of July 2022**

Deposit	07/18/2022		520.00	126,852.80
Deposit	07/18/2022		1,573.00	128,425.80
Deposit	07/18/2022		2,188.00	130,613.80
Deposit	07/18/2022		3,335.00	133,948.80
Deposit	07/18/2022		6,756.70	140,705.50
Deposit	07/19/2022		916.00	141,621.50
Deposit	07/19/2022		750.00	142,371.50
Deposit	07/19/2022		3,637.66	146,009.16
Journal Entry	07/19/2022			3,374.17
Journal Entry	07/19/2022			1,793.27
Journal Entry	07/19/2022			280.10
Journal Entry	07/19/2022			280.10
Journal Entry	07/19/2022	Paychex	490.44	140,771.96
Journal Entry	07/19/2022	Paychex	419.46	141,191.42
Journal Entry	07/19/2022			21.50
Journal Entry	07/19/2022			73.19
Journal Entry	07/20/2022	credit direct dep		47,544.51
Bill Payment (Check)	07/20/2022			8,066.37
Journal Entry	07/20/2022	credit- payroll cost		804.90
Journal Entry	07/20/2022	Credit checks		20,861.98
Journal Entry	07/20/2022	credit taxes owed		20,901.59
Deposit	07/20/2022		2,795.89	45,713.27
Bill Payment (Check)	07/21/2022			1,003.50
Bill Payment (Check)	07/21/2022			3,788.73
Bill Payment (Check)	07/21/2022			5,043.06
Bill Payment (Check)	07/21/2022			165.00
Bill Payment (Check)	07/21/2022			200.82
Bill Payment (Check)	07/21/2022			403.30
Bill Payment (Check)	07/21/2022			525.00
Bill Payment (Check)	07/21/2022			989.43
Bill Payment (Check)	07/21/2022			1,093.09
Bill Payment (Check)	07/21/2022			6,538.06
Bill Payment (Check)	07/21/2022			219.46
Deposit	07/21/2022		2,869.50	28,613.32
Deposit	07/21/2022		190.00	28,803.32
Bill Payment (Check)	07/21/2022			79.06
Bill Payment (Check)	07/21/2022			87.06
Deposit	07/23/2022		2,990.95	31,628.15
Deposit	07/23/2022		1,605.85	33,234.00
Deposit	07/27/2022		2,773.00	36,007.00
Deposit	07/27/2022		2,121.00	38,128.00
Deposit	07/27/2022		1,767.00	39,895.00
Deposit	07/27/2022		1,173.00	41,068.00

**Hatfield Twp - General Fund
Treasury Report
As of July 2022**

Deposit	07/27/2022	1,118.00		42,186.00
Deposit	07/27/2022	388.00		42,574.00
Deposit	07/27/2022	4,805.00		47,379.00
Deposit	07/27/2022	7,295.00		54,674.00
Deposit	07/27/2022	1,841.00		56,515.00
Deposit	07/30/2022	885.00		57,400.00
Deposit	07/30/2022	955.77		58,355.77
Deposit	07/30/2022	1,176.93		59,532.70
Deposit	07/30/2022	1,556.90		61,089.60
Deposit	07/30/2022	855.00		61,944.60
Deposit	07/30/2022	660.00		62,604.60
Deposit	07/30/2022	637.27		63,241.87
Deposit	07/30/2022	460.00		63,701.87
Deposit	07/30/2022	300.00		64,001.87
Deposit	07/30/2022	285.00		64,286.87
Deposit	07/30/2022	250.00		64,536.87
Deposit	07/30/2022	14,012.73		78,549.60
Deposit	07/30/2022	680.70		79,230.30
Ending Balance		\$ 156,991.58	\$ 234,373.72	79,230.30

Snack Bar Fund - Fund 15

<u>Type</u>	<u>Date</u>	<u>Debit</u>	<u>Credit</u>	<u>Balance</u>
Opening Balance				11,148.44
Check	07/01/2022		450.00	10,698.44
Check	07/01/2022		18.44	10,680.00
Deposit	07/01/2022	681.74		11,361.74
Deposit	07/02/2022	888.83		12,250.57
Deposit	07/04/2022	1,953.72		14,204.29
Deposit	07/05/2022	551.38		14,755.67
Check	07/06/2022		39.50	14,716.17
Deposit	07/06/2022	265.81		14,981.98
Check	07/07/2022		366.44	14,615.54
Deposit	07/07/2022	364.61		14,980.15
Deposit	07/08/2022	117.31		15,097.46
Deposit	07/10/2022	942.48		16,039.94
Deposit	07/11/2022	1,462.34		17,502.28
Deposit	07/13/2022	306.70		17,808.98
Deposit	07/13/2022	327.60		18,136.58
Deposit	07/14/2022	644.58		18,781.16
Deposit	07/15/2022	254.20		19,035.36
Check	07/17/2022		25.93	19,009.43
Check	07/17/2022		33.76	18,975.67
Deposit	07/18/2022	1,484.20		20,459.87
Deposit	07/18/2022	488.66		20,948.53
Deposit	07/19/2022	155.90		21,104.43
Deposit	07/20/2022	753.14		21,857.57
Deposit	07/21/2022	606.38		22,463.95
Check	07/23/2022		42.89	22,421.06
Check	07/23/2022		48.90	22,372.16
Deposit	07/23/2022	641.15		23,013.31
Deposit	07/23/2022	856.66		23,869.97
Check	07/24/2022		58.35	23,811.62

**Hatfield Twp - General Fund
Treasury Report
As of July 2022**

Deposit	07/30/2022	197.62	24,009.24
Deposit	07/30/2022	87.15	24,096.39
Deposit	07/30/2022	283.08	24,379.47
Deposit	07/30/2022	367.87	24,747.34
Deposit	07/30/2022	415.97	25,163.31
Deposit	07/30/2022	2,894.52	28,057.83
Ending Balance		\$ 17,993.60	\$ 1,084.21

Pool Reserve Fund - Fund 16				
Type	Date	Debit	Credit	Balance
Opening Balance				157,156.41
				157,156.41
Ending Balance				157,156.41

Park & Recreation Fund - Fund 18				
Type	Date	Debit	Credit	Balance
Opening Balance				159,996.81
Journal Entry	07/05/2022		8,039.25	151,957.56
Journal Entry	07/05/2022		3,359.54	148,598.02
Bill Payment (Check)	07/12/2022		419.46	148,178.56
Journal Entry	07/18/2022		100.61	148,077.95
Deposit	07/18/2022	2.72		148,080.67
Journal Entry	07/18/2022		550.00	147,530.67
Journal Entry	07/18/2022		84.80	147,445.87
Journal Entry	07/18/2022		1,380.00	146,065.87
Journal Entry	07/19/2022		3,359.54	142,706.33
Bill Payment (Check)	07/20/2022		2,632.31	140,074.02
Journal Entry	07/20/2022		9,321.76	130,752.26
Bill Payment (Check)	07/21/2022		14.00	130,738.26
Bill Payment (Check)	07/21/2022		87.29	130,650.97
Bill Payment (Check)	07/21/2022		630.00	130,020.97
Bill Payment (Check)	07/21/2022		94.49	129,926.48
Bill Payment (Check)	07/21/2022		73.37	129,853.11
Bill Payment (Check)	07/21/2022	0.00		129,853.11
Bill Payment (Check)	07/21/2022	0.00		129,853.11
Bill Payment (Check)	07/21/2022		664.00	129,189.11
Bill Payment (Check)	07/21/2022		3,539.50	125,649.61
Bill Payment (Check)	07/21/2022		868.15	124,781.46
Deposit	07/30/2022	60.00		124,841.46
Deposit	07/30/2022	65.00		124,906.46
Deposit	07/30/2022	292.50		125,198.96
Deposit	07/30/2022	45.00		125,243.96
Deposit	07/30/2022	45.00		125,288.96

**Hatfield Twp - General Fund
Treasury Report
As of July 2022**

Deposit	07/30/2022	CC trans 7/25	50.00		125,338.96
Deposit	07/30/2022	CC trans 7/19	195.00		125,533.96
Deposit	07/30/2022	CC trans 7/20	50.00		125,583.96
Deposit	07/30/2022	CC trans 7/21	130.00		125,713.96
Deposit	07/30/2022	CC trans 7/23	50.00		125,763.96
Deposit	07/30/2022	CC trans	40.00		125,803.96
Deposit	07/30/2022	CC trans 7/15	595.00		126,398.96
Ending Balance			\$ 1,620.22	\$ 35,218.07	126,398.96

Park & Recreation Reserve Fund - Fund 19

Type	Date	Debit	Credit	Balance
Opening Balance				155,804.37
Bill Pmt -Check	07/21/2022		650.00	155,154.37
Ending Balance		0.00	650.00	155,154.37

State Aid Fund - Fund 35

Type	Date	Debit	Credit	Balance
Opening Balance				538,084.01
Bill Pmt -Check	07/31/2022		29,929.20	508,154.81
Ending Balance		0.00	29,929.20	508,154.81

Contribtuion Fund - Fund 36 (Recycling,Tree,Tanks)

Type	Date	Memo	Debit	Credit	Balance
Opening Balance					1,704,932.63
Bill Pmt -Check	07/21/2022			13,983.00	1,690,949.63
Bill Pmt -Check	07/21/2022			19,046.30	1,671,903.33
Bill Pmt -Check	07/21/2022			977.50	1,670,925.83
Bill Pmt -Check	07/21/2022			8,591.17	1,662,334.66
Bill Pmt -Check	07/21/2022			2,365.00	1,659,969.66
Ending Balance			0.00	44,962.97	1,659,969.66

Contribtuion Fund - Fund 36 American Relief Act 2021

Type	Date	Memo	Debit	Credit	Balance
Opening Balance					501,859.47
Ending Balance					501,859.47

Escrow Fund

Type	Date	Debit	Credit	Balance
Opening Balance				1,704,932.63
Bill Pmt -Check	07/21/2022		13,983.00	1,690,949.63
Bill Pmt -Check	07/21/2022		19,046.30	1,671,903.33
Bill Pmt -Check	07/21/2022		977.50	1,670,925.83
Bill Pmt -Check	07/21/2022		8,591.17	1,662,334.66
Bill Pmt -Check	07/21/2022		2,365.00	1,659,969.66
Ending Balance		0.00	44,962.97	1,659,969.66

**Hatfield Twp - General Fund
Treasury Report
As of July 2022**

Overall Totals

	<u>Debit</u>	<u>Credit</u>	<u>Balance</u>
Opening Balance			14,142,122.83
Ending Balance	872,802.61	1,584,157.37	13,430,768.07

Respectfully Submitted

David Bernhauser

**Hatfield Township - General Fund
Budget vs. Actuals
January - December 2022**

	TOTAL			
	YTD 2021	Aug 22	Jan - Dec 22	Budget
Income				
300 - A. Taxes				
301 a. Real Property				
301100 R E TAXES-CURRENT YEAR	3,260,089.40	138,250.97	3,398,340.37	3,409,968.80
301200 R E TAXES PRIOR YEAR	0.00	0.00	0.00	20,000.00
301300 R E TAXES DELINQUENT/LIENED	37,377.61	13,660.93	51,038.54	69,600.00
301600 R E TAXES INTERIM	0.00	0.00	0.00	30,000.00
Total 301 a. Real Property	\$ 3,297,467.01	\$ 151,911.90	\$ 3,449,378.91	\$ 3,529,568.80
302 b. Local Tax Enabling Act Taxes				
310100 REAL ESTATE TRANSFER TAX	518,992.71	76,449.72	595,442.43	550,000.00
310210 EIT CURRENT YEAR	971,668.65	113,503.20	1,085,171.85	2,600,000.00
310220 EIT PRIOR YEAR	1,041,835.30	3,819.74	1,045,655.04	950,000.00
310510 LOCAL SERVICES TAX, CURRENT	179,806.63	82,142.82	261,949.45	570,000.00
310520 LOCAL SERVICES TAX, PRIOR YR	209,586.87	932.00	210,518.87	175,000.00
310610 ADMISSIONS TAX	6,785.30	986.00	7,771.30	9,000.00
310960 FIRE HYDRANT TAX	30,207.07	1,068.89	31,275.96	36,500.00
Total 302 b. Local Tax Enabling Act Taxes	\$ 2,958,882.53	\$ 278,902.37	\$ 3,237,784.90	\$ 4,890,500.00
319 c. Real Estate Taxes Delinquent				
319010 R E TAXES DELINQUENT	0.00	0.00	0.00	5,000.00
Total 319 c. Real Estate Taxes Delinquent	\$ 0.00	\$ 0.00	\$ 0.00	\$ 5,000.00
Total 300 - A. Taxes	\$ 6,256,349.54	\$ 430,814.27	\$ 6,687,163.81	\$ 8,425,068.80
320 B. Licenses and Permits				
321 a. Bus. Lic./Perm.				
321800 CABLE TV FRANCHISE FEE, COMCAST	79,150.55	0.00	79,150.55	185,000.00
321810 CABLE TV FRANCHISE FEE VERIZON	79,714.82	0.00	79,714.82	220,000.00
321905 CONTRACTOR REGISTRATION	7,280.00	900.00	8,180.00	8,000.00
321910 PLUMBING LICENSE	1,050.00	0.00	1,050.00	2,500.00
321915 HVAC LICENSE	1,200.00	75.00	1,275.00	2,000.00
321920 ELECTRICAL LICENSE	3,950.00	0.00	3,950.00	4,200.00
Total 321 a. Bus. Lic./Perm.	\$ 172,345.37	\$ 975.00	\$ 173,320.37	\$ 421,700.00
322 b. Non-Bus. Lic./Perm.				
322800 STREET AND CURB PERMITS	0.00	0.00	0.00	900.00
322820 STREET ENCROACHMENT (OPENING)	4,300.00	700.00	5,000.00	7,500.00
Total 322 b. Non-Bus. Lic./Perm.	\$ 4,300.00	\$ 700.00	\$ 5,000.00	\$ 8,400.00
Total 320 B. Licenses and Permits	\$ 176,645.37	\$ 1,675.00	\$ 178,320.37	\$ 430,100.00
331 C. Fines				
331100 DISTRICT JUSTICE FINES/VIOLATIO	21,133.29	4,391.90	25,525.19	80,000.00
331110 STATE POLICE FINE PAYMENT	3,290.88	0.00	3,290.88	7,500.00
331120 PARKING FINES BOROUGH	165.00	15.00	180.00	720.00
331121 PARKING FINES TOWNSHIP	120.00	0.00	120.00	1,500.00

TOTAL

	YTD 2021	Aug 22	Jan - Dec 22	Budget
331122 MONTGOMERY COUNTY COURT FINES	0.00	0.00	0.00	2,000.00
Total 331 C. Fines	\$ 24,709.17	\$ 4,406.90	\$ 29,116.07	\$ 91,720.00
341 D. Interests				
340000 OFFICE RENT	0.00	0.00	0.00	1,000.00
341000 INTEREST EARNINGS	2,594.44	2,124.13	4,718.57	25,000.00
Total 341 D. Interests	\$ 2,594.44	\$ 2,124.13	\$ 4,718.57	\$ 26,000.00
355 c. State Shared Revenue				
355010 PUBLIC UTILITY REALTY TAX	0.00	0.00	0.00	9,000.00
355040 ALCOHOLIC BEVERAGES LICENSES	0.00	0.00	0.00	3,300.00
355050 GEN MUNICIPAL PENSION STATE AID	0.00	0.00	0.00	450,000.00
355070 FOREIGN FIRE INS PREMIUM TAX	0.00	0.00	0.00	149,700.00
Total 355 c. State Shared Revenue	\$ 0.00	\$ 0.00	\$ 0.00	\$ 612,000.00
358 d. Local Shared Revenue				
358010 COUNTY SNOW & ICE CONTRACT	2,619.54	0.00	2,619.54	2,544.00
358020 BOROUGH POLICE SERVICE REIMB	539,583.31	77,083.33	616,666.64	925,000.00
Total 358 d. Local Shared Revenue	\$ 542,202.85	\$ 77,083.33	\$ 619,286.18	\$ 927,544.00
Total 350 E. Intergovernmental Revenue	\$ 542,202.85	\$ 77,083.33	\$ 619,286.18	\$ 1,539,544.00
360 F. Charges for Services				
361 a. General Government				
361310 SUBDIV/LAND DEV PLAN FEES	28,924.33	1,250.00	30,174.33	45,000.00
361340 HEARING FEES	0.00	0.00	0.00	1,250.00
361350 SALE OF MAPS & PUBLICATIONS	0.00	0.00	0.00	480.00
Total 361 a. General Government	\$ 28,924.33	\$ 1,250.00	\$ 30,174.33	\$ 46,730.00
362 b. Public Safety				
362110 SALE OF ACCIDENT REPORT COPIES	10,003.61	660.00	10,663.61	12,000.00
362111 SALE OF FIRE REPORT COPIES	0.00	0.00	90.00	500.00
362112 CROSSING GUARD REIMBURSEMENT	0.00	7,612.46	7,612.46	7,500.00
362115 SALE OF POLICE PHOTOS/VIDEOS	0.00	0.00	0.00	1,000.00
362116 FINGERPRINTING	0.00	0.00	0.00	700.00
362117 POLICE OVERTIME REIMBURSEMENT	19,594.48	7,687.97	27,282.45	62,000.00
362130 SECURITY ALARM MONITORING FEE	19,535.06	0.00	19,535.06	24,000.00
362200 SPECIAL FIRE PROTECTION FEES	55,281.00	3,120.25	58,401.25	60,000.00
362410 BUILDING PERMITS	393,505.53	24,456.75	417,962.28	260,000.00
362420 ELECTRICAL PERMITS	72,959.40	7,709.90	80,669.30	90,000.00
362430 PLUMBING PERMITS	54,803.50	5,923.00	60,726.50	55,000.00
362440 SIGN PERMITS	0.00	0.00	527.75	7,200.00
362445 SHED & FENCE PERMITS	9,343.30	1,869.00	11,212.30	18,000.00
362450 USE & OCCUPANCY PERMITS	128,836.00	5,165.00	134,001.00	50,000.00
362455 HVAC PERMITS	102,141.05	12,604.70	114,745.75	70,000.00
362460 APARTMENT INSPECTION FEES	6,356.00	0.00	6,356.00	65,000.00
Total 362 b. Public Safety	\$ 872,358.93	\$ 76,809.03	\$ 949,785.71	\$ 782,900.00
364 c. Sanitation				
364600 HOST MUNICIPALITY BENEFIT FEE	0.00	16,232.65	39,821.14	60,000.00
Total 364 c. Sanitation	\$ 0.00	\$ 16,232.65	\$ 39,821.14	\$ 60,000.00
Total 360 F. Charges for Services	\$ 901,283.26	\$ 94,291.68	\$ 1,019,781.18	\$ 889,630.00

TOTAL

	YTD 2021	Aug 22	Jan - Dec 22	Budget
380 G. Miscellaneous Revenues				
380000 MISCELLANEOUS REVENUES	5,380.34	1,662.11	7,042.45	140,000.00
380200 INSURANCE RECOVERIES	26,183.96	3,576.82	29,760.78	130,000.00
380300 DEPT REIMBURSEMENT- POLICE	1,440.00	0.00	1,440.00	6,000.00
380310 DEPT REIMBURSEMENT- HIGHWAY	1,109.15	0.00	1,109.15	6,000.00
380320 DEPT REIMBURSEMENT- ADMIN	0.00	0.00	0.00	3,000.00
380500 SURPLUS EQUIPMENT SALES	0.00	0.00	0.00	6,000.00
Total 380 G. Miscellaneous Revenues	\$ 34,113.45	\$ 5,238.93	\$ 39,352.38	\$ 291,000.00
387 H. Contributions/Donations				
387000 CONTRIBUTIONS/DONATIONS GENERAL	0.00	0.00	0.00	300.00
387100 CONTRIBUTIONS/DONATIONS- POLICE	0.00	0.00	1,700.00	3,000.00
387600 Sale of Township Property	0.00	0.00	0.00	100.00
Total 387 H. Contributions/Donations	\$ 0.00	\$ 0.00	\$ 1,700.00	\$ 3,400.00
392 I. Interfund Transfers				
392090 TRANSFER FROM GENERAL ESCROW	0.00	0.00	0.00	35,000.00
Total 392 I. Interfund Transfers	\$ 0.00	\$ 0.00	\$ 0.00	\$ 35,000.00
Total Income	\$ 7,937,898.08	\$ 615,634.24	\$ 8,579,438.56	\$ 11,731,462.80
Gross Profit	\$ 7,937,898.08	\$ 615,634.24	\$ 8,579,438.56	\$ 11,731,462.80
Expenses				
40 A. General Government				
400 a. Legislative Body				
400110 COMMISSIONERS SALARIES	0.00	0.00	0.00	0.00
400220 OPERATING SUPPLIES	212.00	0.00	212.00	1,200.00
400420 DUES, MEETINGS, TRAINING	0.00	0.00	350.00	1,300.00
Total 400 a. Legislative Body	\$ 212.00	\$ 0.00	\$ 562.00	\$ 2,500.00
401 b. Executive Body				
400100 Administration Salaries	439,789.73	59,451.85	499,241.58	728,871.27
401184 COLLEGE INTERNS	0.00	0.00	0.00	8,000.00
401192 EDUCATION BENEFIT	0.00	0.00	0.00	5,000.00
401210 OFFICE SUPPLIES	3,874.53	172.79	4,047.32	8,000.00
401220 HR MANAGEMENT	1,858.85	45.00	1,903.85	9,000.00
401260 MINOR OFFICE EQUIPMENT	0.00	-3,573.01	-3,573.01	1,000.00
401310 PROFESSIONAL SERVICES	0.00	0.00	0.00	500.00
401320 COMMUNICATIONS	10,258.83	678.43	10,937.26	22,000.00
401325 POSTAGE	4,868.13	550.11	5,418.24	7,200.00
401330 TRANSPORTATION/TRAVEL EXPENSE	3,888.37	461.54	4,349.91	2,200.00
401336 AUTOMOBILE RENTAL	0.00	0.00	0.00	7,800.00
401338 EQUIPMENT/VEHICLE MAINTENANCE	23.50	363.44	386.94	5,500.00
401341 ADVERTISING	3,251.95	594.32	3,846.27	9,500.00
401342 PRINTING	628.00	995.00	1,623.00	3,000.00
401384 OFFICE EQUIP RENTAL/MAINTENANCE	12,135.20	437.68	12,572.88	15,000.00
401420 DUES/SUBSCRIPTIONS.MEMBERSHIPS	7,253.94	0.00	7,253.94	8,000.00
401460 MEETINGS,CONFERENCES,TRAINING	6,831.94	1,416.37	8,248.31	10,000.00
401470 EMPLOYEE GENERAL EXPENSE	0.00	0.00	0.00	3,000.00

TOTAL

	YTD 2021	Aug 22	Jan - Dec 22	Budget
401475 FAMILY PICNIC	0.00	0.00	0.00	1,500.00
401480 AWARDS AND RECOGNITIONS	0.00	0.00	0.00	750.00
401490 PETTY CASH	2,501.45	0.00	2,501.45	5,000.00
401500 CONTRIBUTIONS/DONATIONS	0.00	0.00	0.00	8,000.00
Total 401 b. Executive Body	\$ 497,164.42	\$ 61,593.52	\$ 558,757.94	\$ 868,821.27
402 c. Auditing Services				
402310 ACCOUNTING/AUDITING SERVICES	24,351.06	0.00	24,351.06	24,000.00
Total 402 c. Auditing Services	\$ 24,351.06	\$ 0.00	\$ 24,351.06	\$ 24,000.00
403 d. Tax Collection				
403110 TAX COLLECTOR/TREASURER COMP	6,544.53	2,017.50	8,562.03	12,500.00
403210 OFFICE SUPPLIES	7,178.38	0.00	7,178.38	4,000.00
403310 PROFESSIONAL SERVICES (EIT)	29,209.71	1,721.02	30,930.73	50,000.00
403420 DUES,MEETINGS,TRAINING,EXPENSES	1,391.20	0.00	1,391.20	500.00
Total 403 d. Tax Collection	\$ 44,323.82	\$ 3,738.52	\$ 48,062.34	\$ 67,000.00
404 e. Solicitor/Legal Services				
404300 GENERAL LEGAL SERVICES	41,322.25	9,366.50	50,688.75	75,000.00
404314 SPECIAL LEGAL SERVICES	5,732.50	1,000.00	6,732.50	10,000.00
Total 404 e. Solicitor/Legal Services	\$ 47,054.75	\$ 10,366.50	\$ 57,421.25	\$ 85,000.00
407 f. Computer/Data Processing				
407215 COMPUTER SUPPLIES	6,045.15	0.00	6,045.15	35,000.00
407217 ACCOUNTING SOFTWARE	31,206.52	84.80	31,291.32	15,000.00
407308 DATA T ONE SERVICE	0.00	0.00	0.00	7,000.00
Total 407 f. Computer/Data Processing	\$ 37,251.67	\$ 84.80	\$ 37,336.47	\$ 57,000.00
408 g. Engineering Services				
408300 GENERAL ENGINEERING SERVICES	69,105.73	12,211.19	81,316.92	70,000.00
408314 Road Engineering	54,884.12	68,060.83	122,944.95	55,000.00
Total 408 g. Engineering Services	\$ 123,989.85	\$ 80,272.02	\$ 204,261.87	\$ 125,000.00
409 h. General Govt Buildings/Plant				
409232 HIGHWAY BUILDING FUEL OIL	9,070.00	0.00	9,070.00	22,000.00
409233 POLICE BUILDING FUEL OIL	2,808.78	0.00	2,808.78	2,000.00
409361 TOWNSHIP BUILDING ELECTRIC	19,359.11	5,418.57	24,777.68	20,000.00
409362 HIGHWAY BUILDING ELECTRIC	7,473.49	233.95	7,707.44	7,000.00
409363 POLICE BUILDING ELECTRIC	9,007.26	4,307.27	13,314.53	12,000.00
409366 TOWNSHIP BUILDING WATER	263.30	36.87	300.17	2,000.00
409367 HIGHWAY BUILDING WATER	513.40	0.00	513.40	1,500.00
409368 POLICE BUILDING WATER	598.45	102.62	701.07	2,000.00
409371 TOWNSHIP BUILDING MAINT.	27,352.93	7,112.52	34,465.45	44,000.00
409372 HIGHWAY BUILDING MAINT.	20,068.09	1,311.96	21,380.05	40,000.00
409373 POLICE BUILDING MAINT.	21,942.34	3,003.82	24,946.16	41,000.00
Total 409 h. General Govt Buildings/Plant	\$ 118,457.15	\$ 21,527.58	\$ 139,984.73	\$ 193,500.00
Total 40 A. General Government	\$ 892,804.72	\$ 177,582.94	\$ 1,070,737.66	\$ 1,422,821.27
41 B. Public Safety				
410 a. Police				
410100 Police Salaries	2,053,786.54	275,389.24	2,329,175.78	3,693,919.00
410142 CROSSING GUARD COMPENSATION	8,881.60	0.00	8,881.60	8,000.00

TOTAL

	YTD 2021	Aug 22	Jan - Dec 22	Budget
410181 HOLIDAY PAY	0.00	0.00	0.00	151,759.00
410182 LONGEVITY PAY	2,151.28	246.50	2,397.78	93,000.00
410183 PATROL OFFICERS OVERTIME	70,786.19	8,082.91	78,869.10	115,000.00
410184 CLERICAL OVERTIME	0.00	0.00	0.00	2,500.00
410186 REIMBURSABLE OVERTIME	21,330.44	4,425.57	25,756.01	50,000.00
410191 UNIFORM MAINTENANCE ALLOWANCE	12,480.39	500.00	12,980.39	18,000.00
410192 EDUCATIONAL STUDIES	78.34	0.00	78.34	7,500.00
410210 OFFICE SUPPLIES	3,440.17	0.00	3,440.17	6,000.00
410211 HIGHWAY SAFETY UNIT SUPPLIES	108.94	232.25	341.19	4,000.00
410212 DETECTIVE/JUVENILE DIV SUPPLIES	721.75	0.00	721.75	4,000.00
410213 TACTICAL DIVISION SUPPLIES	0.00	0.00	0.00	4,000.00
410214 PHOTO SUPPLIES	0.00	0.00	0.00	1,000.00
410215 COMMUNITY POLICING SUPPLIES	0.00	0.00	0.00	3,000.00
410231 VEHICLE FUEL - GAS & OIL	56,165.25	8,720.99	64,886.24	65,000.00
410238 CLOTHING AND UNIFORMS	19,425.72	179.51	19,605.23	29,000.00
410242 AMMUNITION/FIREARMS EXPENSE	1,146.88	0.00	1,146.88	25,000.00
410251 VEHICLE TIRES	2,510.40	0.00	2,510.40	7,000.00
410260 SMALL TOOLS/MINOR EQUIPMENT	2,356.05	124.49	2,480.54	7,000.00
410262 SCHEDULING SOFTWARE	0.00	0.00	0.00	2,000.00
410310 PROFESSIONAL SERVICES	17,051.69	170.32	17,222.01	30,000.00
410316 CIVIL SERVICE EXPENSE	1,999.96	0.00	1,999.96	3,500.00
410320 COMMUNICATIONS	15,246.08	1,679.12	16,925.20	33,000.00
410325 POSTAGE	754.98	0.00	754.98	1,800.00
410327 RADIO EQUIPMENT MAINTENANCE	1,108.40	0.00	1,108.40	4,000.00
410330 TRANSPORTATION/TRAVEL EXPENSE	648.56	0.00	648.56	2,500.00
410338 VEHICLE MAINTENANCE/REPAIRS	18,800.96	675.87	19,476.83	50,000.00
410340 ADVERTIZING AND PRINTING	5,345.00	618.37	5,963.37	4,000.00
410384 OFFICE EQUIPMENT RENTAL/MAINT	10,214.71	437.68	10,652.39	16,000.00
410386 SOFTWARE MAINTENANCE	9,439.20	0.00	9,439.20	22,500.00
410420 DUES/SBSCRIPTIONS/ MEMBERSHIPS	1,670.00	0.00	1,670.00	4,500.00
410460 MEETINGS, CONFERENCES, TRAINING	11,412.01	0.00	11,412.01	35,000.00
410490 PETTY CASH	1,200.46	95.18	1,295.64	3,600.00
410520 MISCELLANEOUS	0.00	0.00	96.54	960.00
Total 410 a. Police	\$ 2,350,261.95	\$ 301,578.00	\$ 2,651,936.49	\$ 4,508,038.00
411 b. Fire				
411220 OPERATING SUPPLIES	2,003.05	119.25	2,122.30	15,000.00
411363 HYDRANT SERVICE	33,290.50	0.00	33,290.50	33,000.00
411541 DISTRIBUTE FIRE RELIEF FUNDS	0.00	0.00	0.00	140,932.00
411542 Fire Co Donation for Services	15,000.00	0.00	15,000.00	30,000.00
Total 411 b. Fire	\$ 50,293.55	\$ 119.25	\$ 50,412.80	\$ 218,932.00
413 c. Code Enforcement				
413121 BUILDING INSPECTIONS	129,987.73	20,433.35	150,421.08	165,464.00
413220 OPERATING SUPPLIES	0.00	0.00	2,932.76	10,000.00
413230 STATE FEES FOR PERMITS ISSUED	2,394.00	0.00	2,394.00	4,800.00
413240 GIS SERVICES	2,241.70	0.00	2,241.70	30,000.00

TOTAL

	YTD 2021	Aug 22	Jan - Dec 22	Budget
413250 ELECTRICAL/ADA INSPECTION FEES	36,644.75	4,341.50	40,986.25	35,000.00
413318 ACT 108 INSPECTOR	0.00	0.00	2,550.00	2,800.00
413460 MEETINGS, CONFERENCES, TRAINING	2,963.29	0.00	2,963.29	5,000.00
Total 413 c. Code Enforcement	\$ 174,231.47	\$ 24,774.85	\$ 204,489.08	\$ 253,064.00
414 d. Planning/Zoning				
414300 LEGAL SERVICES	28,869.50	0.00	28,869.50	20,000.00
414310 PROFESSIONAL SERVICES	50,306.80	6,320.00	56,626.80	75,000.00
414316 ZONING BOARD COMPENSATION	0.00	0.00	0.00	1,400.00
414317 PLANNING COMM COMPENSATION	0.00	0.00	0.00	1,080.00
414340 ADVERTIZING AND PRINTING	2,054.55	1,359.22	3,413.77	5,400.00
Total 414 d. Planning/Zoning	\$ 81,230.85	\$ 7,679.22	\$ 88,910.07	\$ 102,880.00
415 e. Emergency Management				
415220 OPERATING SUPPLIES	0.00	0.00	0.00	350.00
415911 Emergency Declaration	0.00	0.00	1,756.50	100.00
Total 415 e. Emergency Management	\$ 0.00	\$ 0.00	\$ 1,756.50	\$ 450.00
Total 41 B. Public Safety	\$ 2,656,017.82	\$ 334,151.32	\$ 2,997,504.94	\$ 5,083,364.00
43 D. Public Works - Hwys.				
430 a. Highway Maint/Gen. Serv.				
430100 Public Works Salaries	443,098.99	60,857.02	503,956.01	775,944.00
430135 Public Works Part Time	0.00	2,740.56	12,188.28	10,000.00
430183 PUBLIC WORKS OVERTIME	22,308.91	2,055.82	24,364.73	40,000.00
430220 OPERATING SUPPLIES	3,662.89	40.02	3,702.91	10,000.00
430238 UNIFORMS	1,954.52	215.99	2,170.51	6,500.00
430260 SMALL TOOLS/MINOR EQUIPEMENT	1,962.75	506.31	2,469.06	2,500.00
430320 COMMUNICATIONS	5,789.76	995.89	6,785.65	10,000.00
430374 EQUIPMENT & VEHICLE MAINTENANCE	19,597.38	774.27	20,371.65	55,000.00
430455 CONTRACTED SERVICES - DRUG TEST	0.00	0.00	320.00	250.00
430460 MEETINGS,CONFERENCES,TRAINING	1,581.45	0.00	1,581.45	7,000.00
430461 Tree Removal	0.00	2,700.00	9,375.00	10,000.00
Total 430 a. Highway Maint/Gen. Serv.	\$ 499,956.65	\$ 70,885.88	\$ 587,285.25	\$ 927,194.00
432 b. Snow and Ice removal				
432000 BULK ROAD SALT PURCHASES	44,357.63	0.00	44,357.63	60,000.00
432450 CONTRACTED SERVICES	366.23	0.00	366.23	10,000.00
Total 432 b. Snow and Ice removal	\$ 44,723.86	\$ 0.00	\$ 44,723.86	\$ 70,000.00
433 c. Traffic Signals				
433361 ELECTRICITY	10,604.21	1,029.06	11,633.27	15,000.00
433370 REPAIR & MAINTENANCE SERVICE	51,656.28	230.00	51,886.28	30,000.00
Total 433 c. Traffic Signals	\$ 62,260.49	\$ 1,259.06	\$ 63,519.55	\$ 45,000.00
434 d. Street Lighting				
434361 ELECTRICITY	45,048.19	2,472.73	47,520.92	60,000.00
434362 Street Light Maintenance	2,186.45	0.00	2,186.45	2,000.00
Total 434 d. Street Lighting	\$ 47,234.64	\$ 2,472.73	\$ 49,707.37	\$ 62,000.00
438 e. Maint/Repair Roads/Bridges				
438000 MAINT/REPAIRS ROADS/BRIDGES	14,494.18	2,646.44	17,140.62	30,000.00
438001 Road Signs	2,945.80	543.52	3,489.32	5,000.00

TOTAL

	YTD 2021	Aug 22	Jan - Dec 22	Budget
438100 Stormwater Upgrades	29,661.88	5,940.00	35,601.88	150,000.00
438232 DIESEL FUEL	5,298.60	2,390.18	7,688.78	15,000.00
Total 438 e. Maint/Repair Roads/Bridges	\$ 49,454.66	\$ 10,976.62	\$ 60,431.28	\$ 200,000.00
439 f. Highway Constuction				
439000 HIGHWAY CONSTRUCTION/REBUILDING	0.00	94,773.00	139,982.68	450,000.00
Total 439 f. Highway Constuction	\$ 0.00	\$ 94,773.00	\$ 139,982.68	\$ 450,000.00
Total 43 D. Public Works - Hwys.	\$ 703,630.30	\$ 180,367.29	\$ 945,649.99	\$ 1,754,194.00
48 F. Miscellaneous Expenditures				
480 a. Misc. Expenditures				
480000 GENERAL MISCELLANEOUS	32,326.60	112.37	32,438.97	20,000.00
480483 REAL ESTATE TAX REFUNDS	0.00	0.00	0.00	2,000.00
Total 480 a. Misc. Expenditures	\$ 32,326.60	\$ 112.37	\$ 32,438.97	\$ 22,000.00
486 c. Insurance				
486151 HEALTH INS ADMINSTRATION	129,154.32	17,147.16	146,301.48	288,588.00
486152 HEALTH INS HIGHWAY	166,383.68	21,856.42	188,240.10	262,217.22
486153 HEALTH INS POLICE	393,478.39	57,279.35	450,757.74	782,764.00
486155 DISABILITY/LIFE ADMINSTRATION	4,911.38	834.07	5,745.45	12,100.00
486156 DISABILITY/LIFE HIGHWAY	3,789.89	827.22	4,617.11	5,500.00
486157 DISABILITY/LIFE POLICE	7,528.17	1,118.94	8,647.11	19,800.00
486158 PAYROLL MEDICAL INS TRANSFERS	5,815.20	0.00	5,815.20	9,900.00
486161 PROPERTY INSURANCE ADMIN	3,707.64	0.00	3,707.64	5,273.40
486162 PROPERTY INSURANCE HIGHWAY	5,080.53	0.00	5,080.53	7,081.80
486163 PROPERTY INSURANCE POLICE	13,117.62	0.00	13,117.62	17,820.00
486164 PROPERTY INSURANCE PARK	5,426.04	0.00	5,426.04	7,537.20
486165 AFFORDABLE CARE ACT TAXES	0.00	0.00	479.88	448.80
486351 WORKERS COMP ADMIN	2,073.42	0.00	2,073.42	1,501.00
486352 WORKERS COMP HIGHWAY	34,227.45	0.00	34,227.45	78,320.00
486353 WORKERS COMP POLICE	76,482.99	0.00	76,482.99	131,842.00
486354 WORKERS COMP FIRE/AMBULANCE	19,159.39	0.00	19,159.39	28,925.00
486371 AUTO LIABILITY ADMIN	435.81	0.00	435.81	594.00
486372 AUTO LIABILITY HIGHWAY	2,821.98	0.00	2,821.98	4,158.00
486373 AUTO LIABILITY POLICE	12,449.10	0.00	12,449.10	15,400.00
486381 GENERAL LIABILITY ADMIN	887.29	145.12	1,032.41	203.50
486382 GENERAL LIABILITY HIGHWAY	508.20	0.00	508.20	669.90
486383 GENERAL LIABILITY POLICE	18,468.99	0.00	18,468.99	24,200.00
486384 GENERAL LIABILITY PARK	1,450.68	0.00	1,450.68	1,936.00
486390 POLICE PROFESSIONAL LIABILITY	37,172.22	0.00	37,172.22	49,500.00
486413 PUBLIC OFFICIALS AND BONDING	27,503.85	0.00	27,503.85	36,791.70
Total 486 c. Insurance	\$ 972,034.23	\$ 99,208.28	\$ 1,071,722.39	\$ 1,793,071.52
487 d. Employee Benefits Expenses				
487150 DEFERRED COMPENSATION PLAN	49,587.18	5,290.98	54,878.16	120,000.00
487157 EMPLOYER MEDICARE	47,136.75	6,314.90	53,451.65	82,000.00
487161 EMPLOYER SOCIAL SECURITY	201,550.04	27,001.59	228,551.63	340,000.00
487162 UNEMPLOYMENT COMPENSATION	9,443.34	0.00	9,443.34	15,000.00

	TOTAL			
	YTD 2021	Aug 22	Jan - Dec 22	Budget
487166 ADDITIONAL CONTRACTUAL BENEFITS	39,666.22	6,388.81	46,055.03	60,000.00
487167 PENSION PAYMENTS	461,820.06	0.00	461,820.06	485,822.00
487168 ICMA RETIREMENT HEALTH PLAN	23,942.36	2,466.96	26,409.32	34,000.00
487170 GASB44 Post Ret Uniform Benefit	25,345.30	3,557.97	28,903.27	28,000.00
Total 487 d. Employee Benefits Expenses	\$ 858,491.25	\$ 51,021.21	\$ 909,512.46	\$ 1,164,822.00
Total 48 F. Miscellaneous Expenditures	\$ 1,862,852.08	\$ 150,341.86	\$ 2,013,673.82	\$ 2,979,893.52
49 G. INTERFUND TRANSFERS				
492002 Transfer to Reserve Fund	0.00	200,000.00	200,000.00	200,000.00
4922800 Open Space Transfer	0.00	0.00	0.00	25,000.00
492400 TRANSFER CAPITAL FUND	0.00	0.00	225,000.00	225,000.00
Total 49 G. INTERFUND TRANSFERS	\$ 0.00	\$ 200,000.00	\$ 425,000.00	\$ 450,000.00
Total Expenses	\$ 6,115,304.92	\$ 1,042,443.41	\$ 7,452,566.41	\$ 11,690,272.79
Net Operating Income	\$ 1,822,593.16	-\$ 426,809.17	\$ 1,126,872.15	\$ 41,190.01
Net Income	\$ 1,822,593.16	-\$ 426,809.17	\$ 1,126,872.15	\$ 41,190.01

Hatfield Township Fire Fund Profit & Loss Budget vs. Actual January through December 2022

	TOTAL			
	Aug 22	Jan - Dec 22	Budget	% of Budget
Income				
A. Taxes				
a. Real Property				
301100 · R/E TAXES - CURRENT YEAR	0.00	548,063.39	575,000.00	95.32%
301200 · R/E TAXES- PRIOR YEAR	0.00	0.00	150.00	0.0%
301300 · R/E TAXES - LIENED	0.00	0.00	18,734.00	0.0%
301600 · R/E TAXES - INTERIMS	0.00	0.00	0.00	0.0%
Total a. Real Property	0.00	548,063.39	593,884.00	92.29%
Total A. Taxes	0.00	548,063.39	593,884.00	92.29%
E. Fund Balance				
399000 · Fund Balance Forward	0.00	26,192.21	700.00	3,741.74%
Total E. Fund Balance	0.00	26,192.21	700.00	3,741.74%
Total Income	0.00	574,255.60	594,584.00	96.58%
Expense				
A. Public Safety				
411500 · CONTRIBUTION TO FIRE COMPANIES	0.00	157,500.00	315,000.00	50.0%
Total A. Public Safety	0.00	157,500.00	315,000.00	50.0%
B. Interfund Transfers				
492300 · To Equipment Reserve Fund	0.00	65,862.00	270,000.00	24.39%
Total B. Interfund Transfers	0.00	65,862.00	270,000.00	24.39%
Total Expense	0.00	223,362.00	585,000.00	38.18%
Net Income	0.00	350,893.60	9,584.00	3,661.24%

04 Fire Reserve Equipment Fund
Profit & Loss Budget vs. Actual
 January through December 2022

	TOTAL			
	Aug 22	Jan - Dec 22	Budget	% of Budget
Income				
392030 Transfer from Fire Fund	0.00	65,862.00	275,000.00	23.95%
399000 Fund Balance Forward	0.00	924,495.25	938,945.00	98.46%
Total Income	0.00	990,357.25	1,213,945.00	81.58%
Expense				
411400 Fire Co Website Develop	0.00	0.00	0.00	0.0%
411500 Captial- Hatfield Fire	43,818.00	43,818.00	0.00	100.0%
411600 Captial Colmar Fire	0.00	19,961.00	0.00	100.0%
Total Expense	43,818.00	63,779.00	0.00	100.0%
Net Income	-43,818.00	926,578.25	1,213,945.00	76.33%

Hatfield Township Debt Service Fund
Profit & Loss Budget vs. Actual
 January through December 2022

	TOTAL			
	Aug 22	Jan - Dec 22	Budget	% of Budget
Income				
301.100 · RE TAXES - CURRENT	0.00	613,476.29	630,000.00	97.38%
301.200 · RE TAXES - PRIOR YEAR	0.00	0.00	100.00	0.0%
301.300 · RE TAXES - LIENED	0.00	0.00	5,000.00	0.0%
301.600 · RE TAXES - INTERIM	0.00	0.00	1,400.00	0.0%
358000 · Borough Pool Share	0.00	1,994.92	28,500.00	7.0%
399.000 · Fund Balance Forward	0.00	1,069,094.00	932,441.00	114.66%
Total Income	0.00	1,684,565.21	1,597,441.00	105.45%
Gross Profit	0.00	1,684,565.21	1,597,441.00	105.45%
Expense				
471.201 · Debt Principal	161,000.00	496,000.00	487,000.00	101.85%
472.000 · Debt Interest	5,119.78	43,861.16	73,922.00	59.33%
Total Expense	166,119.78	539,861.16	560,922.00	96.25%
Net Income	-166,119.78	1,144,704.05	1,036,519.00	110.44%

HATFIELD TOWNSHIP CAPITAL RESERVE FUND
Budget vs. Actuals: 2022 Budget - FY22 P&L
 January - December 2022

	Aug 2022	Total		
	Actual	Actual	Budget	% of Budget
Income				
C. LOCAL SHARED REVENUE		0.00	0.00	
358021 General Fund - Transfer		225,000.00	225,000.00	100.00%
Total C. LOCAL SHARED REVENUE	\$ 0.00	\$ 225,000.00	\$ 225,000.00	100.00%
D. MISC. INCOME		0.00	0.00	
381010 Disposal of CapAssits -Highway		0.00	15,000.00	0.00%
381015 Highway Reimbursements		4,600.00	300.00	1533.33%
381020 Disposal of Capital Assets Pol		12,616.00	5,000.00	252.32%
Total D. MISC. INCOME	\$ 0.00	\$ 17,216.00	\$ 20,300.00	84.81%
H. CASH BALANCE FORWARD		0.00	0.00	
399000 FUND BALANCE FORWARD		43,727.80	35,447.00	123.36%
Total H. CASH BALANCE FORWARD	\$ 0.00	\$ 43,727.80	\$ 35,447.00	123.36%
Total Income	\$ 0.00	\$ 285,943.80	\$ 280,747.00	101.85%
Gross Profit	\$ 0.00	\$ 285,943.80	\$ 280,747.00	101.85%
Expenses				
C. PUBLIC SAFETY		0.00	0.00	
410700 POLICE VEHICLES	41,930.00	98,560.00	110,000.00	89.60%
410702 COMPUTERS FOR POLICE CARS		0.00	15,000.00	0.00%
410703 Police Capital	255.00	2,363.52	0.00	
Total C. PUBLIC SAFETY	\$ 42,185.00	\$ 100,923.52	\$ 125,000.00	80.74%
E. PUBLIC WORKS		0.00	0.00	
430700. HIGHWAY CAPITAL		61,522.00	140,000.00	43.94%
Total E. PUBLIC WORKS	\$ 0.00	\$ 61,522.00	\$ 140,000.00	43.94%
Total Expenses	\$ 42,185.00	\$ 162,445.52	\$ 265,000.00	61.30%
Net Operating Income	-\$ 42,185.00	\$ 123,498.28	\$ 15,747.00	784.27%
Net Income	-\$ 42,185.00	\$ 123,498.28	\$ 15,747.00	784.27%

Wednesday, Aug 17, 2022 06:00:34 AM GMT-7 - Accrual Basis

Hatfield Community Pool Fund
Budget vs. Actuals: 2022 Budget - FY22 P&L
 January - December 2022

	Aug 2022		Total	
	Actual	Actual	Budget	% of Budget
Income				
C. Memberships and Daily Fees		0.00	0.00	
367.141 Hatfield Twp Season Pass		170,062.16	135,000.00	125.97%
367.151 Non Resident Season Pass	-567.00	137,974.00	150,000.00	91.98%
367.161 Daily Resident / Non Resident	52,245.42	197,096.04	314,000.00	62.77%
Total C. Memberships and Daily Fees	\$ 51,678.42	\$ 505,132.20	\$ 599,000.00	84.33%
D. Concessions		0.00	0.00	
367.301 Point of Sale Items		282.95	500.00	56.59%
367302 Snack Bar Concessions	23,839.36	89,361.77	50,000.00	178.72%
Total D. Concessions	\$ 23,839.36	\$ 89,644.72	\$ 50,500.00	177.51%
E. Programs and Instructions		0.00	0.00	
367210 Swimming Programs	-50.00	9,081.00	15,000.00	60.54%
Total E. Programs and Instructions	-\$ 50.00	\$ 9,081.00	\$ 15,000.00	60.54%
F. Special User Groups		0.00	0.00	
367402 Group Reservations		1,761.00	10,000.00	17.61%
Total F. Special User Groups	\$ 0.00	\$ 1,761.00	\$ 10,000.00	17.61%
I. Donations and Contributions		0.00	0.00	
387000 Donations	2,000.00	2,000.00	3,000.00	66.67%
Total I. Donations and Contributions	\$ 2,000.00	\$ 2,000.00	\$ 3,000.00	66.67%
J. Interfund Transfers		0.00	0.00	
392236 Contribution Fund Trans	40,000.00	40,000.00	0.00	
Total J. Interfund Transfers	\$ 40,000.00	\$ 40,000.00	\$ 0.00	
K. Fund Balance Forward		0.00	0.00	
399.000 Balance Forward		0.00	8,627.00	0.00%
Total K. Fund Balance Forward	\$ 0.00	\$ 0.00	\$ 8,627.00	0.00%
Total Income	\$ 117,467.78	\$ 647,618.92	\$ 686,127.00	94.39%
Gross Profit	\$ 117,467.78	\$ 647,618.92	\$ 686,127.00	94.39%
Expenses				
A. Salaries		0.00	0.00	
401101 Facility Managers	6,268.80	30,320.30	40,000.00	75.80%
401102 Swim Instructors	1,960.04	8,600.20	1,000.00	860.02%
401103 Lifeguards	66,701.23	170,504.65	165,000.00	103.34%
401104 Snack Bar	19,972.72	45,824.26	45,000.00	101.83%
401106 Swim Team Coaches	11,219.84	13,000.00	13,000.00	100.00%
401107 Operations	4,496.25	9,346.75	20,000.00	46.73%
401110 Front Desk & Attendants	60,972.28	142,958.56	110,000.00	129.96%
Total A. Salaries	\$ 171,591.16	\$ 420,554.72	\$ 394,000.00	106.74%
B. Supplies & Maintenance		0.00	0.00	
401210 Office Supplies		1,456.98	600.00	242.83%

401215 Pool Employees Rewards		207.37	2,000.00	10.37%
401220 Medical Supplies	330.95	1,077.71	1,000.00	107.77%
401221 Pool Chemicals	9,133.99	21,452.16	25,000.00	85.81%
401222 Misc. Supplies	0.00	525.12	1,200.00	43.76%
401223 Janitorial Supplies	515.82	2,176.49	1,000.00	217.65%
401224 Aquatic Equipment		4,417.50	3,000.00	147.25%
401238 Uniforms		6,134.52	10,000.00	61.35%
401250 Welcome Desk Re-sale		0.00	3,000.00	0.00%
401260 Minor Equipment	1,103.71	1,103.71	2,000.00	55.19%
401325 Postage		0.00	100.00	0.00%
401341 Public Relations		994.68	5,000.00	19.89%
401344 Membership Cards/Wristbands		0.00	600.00	0.00%
401384 Computer Maintenance		1,131.26	1,500.00	75.42%
401420 Dues, Travel	404.37	818.09	500.00	163.62%
401440 Snack Bar Equipement	307.00	707.00	4,000.00	17.68%
401441 Snack Bar Inventory	21,687.72	55,812.94	55,000.00	101.48%
401442 Sales Tax Payable		1,661.89	7,000.00	23.74%
401450 Program Development		33.76	400.00	8.44%
401460 Daily Operations repair/maint	116.66	15,946.51	19,000.00	83.93%
401470 Site Improvements		401.82	14,000.00	2.87%
401480 Square -MyRec Charges		8,173.52	10,000.00	81.74%
Total B. Supplies & Maintenance	\$ 33,600.22	\$ 124,233.03	\$ 165,900.00	74.88%
C. Services		0.00	0.00	
409101 Cleaning Service/Supply	3,708.34	12,320.00	12,000.00	102.67%
409102 Trash Removal	1,090.54	2,213.62	3,000.00	73.79%
409200 Pool Winterizing		2,721.64	10,000.00	27.22%
409338 Repair	1,214.95	3,071.39	10,000.00	30.71%
409456 Pa Inspection & Testing	490.00	7,459.68	2,000.00	372.98%
409457 Ground Maintance Service		525.00	500.00	105.00%
409460 Training Certification		1,107.00	2,000.00	55.35%
409461 Payroll Processing	1,613.90	6,605.05	6,000.00	110.08%
Total C. Services	\$ 8,117.73	\$ 36,023.38	\$ 45,500.00	79.17%
D. Utilities		0.00	0.00	
433361 Electricity	8,898.91	29,882.23	25,000.00	119.53%
433362 Telephone	365.85	3,087.07	5,500.00	56.13%
433364 Propane		14,043.72	10,000.00	140.44%
Total D. Utilities	\$ 9,264.76	\$ 47,013.02	\$ 40,500.00	116.08%
F. Benefits		0.00	0.00	
487157 Employer Medicare	90.88	439.58	400.00	109.90%
487161 Social Security	13,105.98	31,970.06	29,000.00	110.24%
487162 Unemployment Comp		0.00	100.00	0.00%
Total F. Benefits	\$ 13,196.86	\$ 32,409.64	\$ 29,500.00	109.86%
G. Interfund Transfers		0.00	0.00	
492100 Transfer to Pool Capital Fund		0.00	10,000.00	0.00%
Total G. Interfund Transfers	\$ 0.00	\$ 0.00	\$ 10,000.00	0.00%
Total Expenses	\$ 235,770.73	\$ 660,233.79	\$ 685,400.00	96.33%
Net Operating Income	-\$ 118,302.95	-\$ 12,614.87	\$ 727.00	-1735.20%

Net Income

-\$ 118,302.95 -\$ 12,614.87 \$ 727.00 -1735.20%

Wednesday, Aug 17, 2022 06:08:33 AM GMT-7 - Accrual Basis

Hatfield Township Pool Reserve Fund

Profit & Loss Budget vs. Actual

January through December 2022

	TOTAL			
	Aug 22	Jan - Dec 22	Budget	% of Budget
Income				
392036 Transfer from Contributi	0.00	257,313.25	257,313.25	100.0%
399000 Fund Balance Forward	0.00	505.00	330.00	153.03%
Total Income	0.00	257,818.25	257,643.25	100.07%
Gross Profit	0.00	257,818.25	257,643.25	100.07%
Expense				
451112 Pool repair	0.00	100,662.82	128,000.00	78.64%
Total Expense	0.00	100,662.82	128,000.00	78.64%
Net Income	0.00	157,155.43	129,643.25	121.22%

Hatfield Township Park & Rec Fund

Budget vs. Actuals:

January - December 2022

	Aug 2022	Total		
	Actual	Actual	Budget	% of Budget
Income				
A. Taxes		0.00	0.00	
a. Real Property		0.00	0.00	
301100 R/E Taxes - Current Year	8,247.13	202,720.95	220,000.00	92.15%
301200 R/E Taxes - Prior Year		0.00	600.00	0.00%
301300 R/E Taxes - Delinquent/Liened		0.00	5,600.00	0.00%
301600 R/E Taxes - Interim		0.00	600.00	0.00%
Total a. Real Property	\$ 8,247.13	\$ 202,720.95	\$ 226,800.00	89.38%
Total A. Taxes	\$ 8,247.13	\$ 202,720.95	\$ 226,800.00	89.38%
C. Rents		0.00	0.00	
342500 Ballfield Billboards		0.00	3,400.00	0.00%
342501 Ballfield Lights - Softball		0.00	6,000.00	0.00%
342502 Ballfield Lights - Hardball		0.00	2,500.00	0.00%
342503 Pavilion Rental - SRP	150.00	750.00	1,000.00	75.00%
342504 Athletic Field Rental	1,000.00	5,050.00	6,300.00	80.16%
387650 Rent Collected		0.00	1,000.00	0.00%
Total C. Rents	\$ 1,150.00	\$ 5,800.00	\$ 20,200.00	28.71%
F. Program Fees		0.00	0.00	
367120 GOLF TOURNAMENT FEES		0.00	6,000.00	0.00%
367200 SUMMER RECREATION FEES		38,464.50	50,000.00	76.93%
367220 SPECIALTY SPORTS CAMPS		635.00	5,000.00	12.70%
367302 SEASONAL WORKSHOPS		0.00	1,800.00	0.00%
367320 PRPS TICKET SALES		0.00	10,000.00	0.00%
367800 BUS TRIP FEES		0.00	5,000.00	0.00%
367810 CAR SHOW FEES		0.00	500.00	0.00%
367850 MUSICFEAST FOOD SALES		0.00	2,500.00	0.00%
387880 Park Rec Programs		21,635.35	10,000.00	216.35%
387881 Memorial Tree Program		170.00	0.00	
Total F. Program Fees	\$ 0.00	\$ 60,904.85	\$ 90,800.00	67.08%
G. Miscellaneous Revenue		0.00	0.00	
380000 MISCELLANEOUS REVENUE		85.93	0.00	
Total G. Miscellaneous Revenue	\$ 0.00	\$ 85.93	\$ 0.00	
H. Contributions and donations		0.00	0.00	
387000. GOLF OUTING SPONSORSHIPS	5,000.00	5,000.00	15,000.00	33.33%
387300 NATURE CAMP SPONSORSHIP		0.00	1,500.00	0.00%
387400 ROCKTOBERFEST SPONSORSHIP		500.00	4,000.00	12.50%
387420 RACE PROCEEDS		-11,761.01	5,000.00	-235.22%
387500 PARK PROGRAMING DONATIONS		0.00	1,000.00	0.00%
387600 MUSIC SERIES DONATIONS		3,000.00	6,000.00	50.00%

Total H. Contributions and donations	\$ 5,000.00	-\$ 3,261.01	\$ 32,500.00	-10.03%
I. Interfund Transfers		0.00	0.00	
392200 TRANSFER TWP CONTRIBUTION FUND		0.00	20,000.00	0.00%
Total I. Interfund Transfers	\$ 0.00	\$ 0.00	\$ 20,000.00	0.00%
J. Fund Balance		0.00	0.00	
399000 FUND BALANCE FORWARD		31,593.45	42,915.74	73.62%
Total J. Fund Balance	\$ 0.00	\$ 31,593.45	\$ 42,915.74	73.62%
Total Income	\$ 14,397.13	\$ 297,844.17	\$ 433,215.74	68.75%
Gross Profit	\$ 14,397.13	\$ 297,844.17	\$ 433,215.74	68.75%
Expenses				
A. PARK/REC PAYROLL		0.00	0.00	
401102 Director/ Programers	6,255.20	75,507.20	130,000.00	58.08%
401103 Summer Seasonal Employee	17,071.76	33,618.49	35,000.00	96.05%
401105 Parks Rec Public Works Employee		0.00	64,000.00	0.00%
Total A. PARK/REC PAYROLL	\$ 23,326.96	\$ 109,125.69	\$ 229,000.00	47.65%
B. Park Operations		0.00	0.00	
454220 OPERATING SUPPLIES	2,087.69	9,440.72	15,300.00	61.70%
454260 MINOR EQUIPMENT		314.99	500.00	63.00%
454310 PROFESSIONAL SERVICES		0.00	4,000.00	0.00%
454315 CITIZEN BOARD EXPENSES		21.17	960.00	2.21%
454325 POSTAGE		0.00	100.00	0.00%
454341 ADVERTIZING AND PRINTING		552.95	750.00	73.73%
454351 LICENSING		35.00	305.00	11.48%
454361 ELECTRIC		5,685.42	13,000.00	43.73%
454363 WIFI Services		0.00	1,000.00	0.00%
454366 WATER		360.60	4,000.00	9.02%
454386 RENTALS		0.00	1,000.00	0.00%
454420 DUES, MEETINGS, AND TRAINING		2,962.38	2,000.00	148.12%
454422 Turf Maintance		8,147.78	10,000.00	81.48%
454450 CONTRACTED SERVICES		5,174.41	15,000.00	34.50%
454451 Tree Grooming		653.76	5,000.00	13.08%
454720 CAPITAL IMPROVEMENTS		0.00	2,500.00	0.00%
454730 Highway Dept Services		293.12	0.00	
Total B. Park Operations	\$ 2,087.69	\$ 33,642.30	\$ 75,415.00	44.61%
C. Park Programs		0.00	0.00	
459110 GOLF TOURNAMENT		1,904.59	16,000.00	11.90%
459126 SUMMER REC SUPPLIES		9,800.40	19,000.00	51.58%
459128 SPECIALTY SPORT CAMP		0.00	5,000.00	0.00%
459132 Dog Park Expenses		5,364.80	5,000.00	107.30%
459135 PRPS - DISCOUNT TICKET SALES		0.00	7,500.00	0.00%
459150 BUS TRIPS		0.00	5,000.00	0.00%
459190 EARTH DAY		1,221.97	1,000.00	122.20%
459210 ROCKTOBERFEST		152.50	6,000.00	2.54%
459215 SCHOOL RD PARK MOVIE PROGRAM		1,265.88	0.00	
459220 MUSIC FEAST EXPENSES		5,754.93	10,500.00	54.81%
459300 Park Rec Programing		11,012.31	12,500.00	88.10%
459301 Memorial Tree Program		137.85	500.00	27.57%

459330 Winter Programing	140.00	1,688.00	100.00	1688.00%
Total C. Park Programs	\$ 140.00	\$ 38,303.23	\$ 88,100.00	43.48%
D. Employee Benefits/Expenses		0.00	0.00	
487157 Employee Medicare	338.23	1,576.22	2,000.00	78.81%
487161 Employee Social Security	1,446.27	6,739.79	8,600.00	78.37%
487162 Unemployment Comp		0.00	100.00	0.00%
487163 Employee Benefits		0.00	30,000.00	0.00%
Total D. Employee Benefits/Expenses	\$ 1,784.50	\$ 8,316.01	\$ 40,700.00	20.43%
Total Expenses	\$ 27,339.15	\$ 189,387.23	\$ 433,215.00	43.72%
Net Operating Income	-\$ 12,942.02	\$ 108,456.94	\$ 0.74	14656343.24%
Net Income	-\$ 12,942.02	\$ 108,456.94	\$ 0.74	14656343.24%

Wednesday, Aug 17, 2022 06:29:50 AM GMT-7 - Cash Basis

PARK AND REC CAPTIAL FUND
Profit & Loss Budget vs. Actual
 January through December 2022

	TOTAL			
	Aug 22	Jan - Dec 22	Budget	% of Budget
Income				
387000 Non Gov't Revenue				
387002 Private Donations	0.00	700.00		
387003 Developers Contributions	0.00	49,887.50	20,000.00	249.44%
Total 387000 Non Gov't Revenue	0.00	50,587.50	20,000.00	252.94%
392000 Fund Balance Transfer				
392180 Park and Rec Transfer	0.00	0.00	5,000.00	0.0%
392370 Contribution FD Transfer	0.00	175,000.00	175,000.00	100.0%
399900 Fund Balance Forward	0.00	156,896.20	192,810.68	81.37%
Total 392000 Fund Balance Transfer	0.00	331,896.20	372,810.68	89.03%
Total Income	0.00	382,483.70	392,810.68	97.37%
Expense				
454000 Expenses				
454007 Park Improvements	0.00	212,997.29	226,000.00	94.25%
454008 Park Rec Maintance Equip	0.00	8,889.25	25,000.00	35.56%
454010 Ficks Trail Project	0.00	5,442.79	50,000.00	10.89%
Total 454000 Expenses	0.00	227,329.33	301,000.00	75.53%
Total Expense	0.00	227,329.33	301,000.00	75.53%
Net Income	0.00	155,154.37	91,810.68	168.99%

Hatfield Township State Aid Fund Profit & Loss Budget vs. Actual January through December 2022

	TOTAL			
	Aug 22	Jan - Dec 22	Budget	% of Budget
Income				
A. Interest				
341000 · Interest Earnings	0.00	0.00	500.00	0.0%
Total A. Interest	0.00	0.00	500.00	0.0%
B. State Shared Revenue				
355020 · Liquid Fuels Tax	0.00	508,681.84	510,000.00	99.74%
355030 · Liquid Fuels Turnback Money	0.00	4,920.00	4,920.00	100.0%
Total B. State Shared Revenue	0.00	513,601.84	514,920.00	99.74%
E. Fund Balance Forward				
399.000 · Fund Balance Forward	0.00	123,258.27	122,757.94	100.41%
Total E. Fund Balance Forward	0.00	123,258.27	122,757.94	100.41%
Total Income	0.00	636,860.11	638,177.94	99.79%
Expense				
B. Major Equipment Purchases				
430740 · Major Equipment Purchases	0.00	128,705.30	131,369.95	97.97%
Total B. Major Equipment Purchases	0.00	128,705.30	131,369.95	97.97%
I. Hwy Construction/Rebuilding				
439000 · Highway Construction/Rebuiding	0.00	0.00	400,000.00	0.0%
Total I. Hwy Construction/Rebuilding	0.00	0.00	400,000.00	0.0%
Total Expense	0.00	128,705.30	531,369.95	24.22%
Net Income	0.00	508,154.81	106,807.99	475.77%

Hatfield Township Contribution Fund

Budget vs. Actuals:

January - December 2022

	Aug 2022	Total		
	Actual	Actual	Budget	% of Budget
Income				
A -Recycling Revenues		0.00	0.00	
387300 Recycling Rebate money		0.00	40,000.00	0.00%
399.000 Fund Balance Forward Recy		140.98	0.00	
Total A -Recycling Revenues	\$ 0.00	\$ 140.98	\$ 40,000.00	0.35%
C - Road Improvements		0.00	0.00	
387500 Road /Sidewalk Fund		31,125.00	500.00	6225.00%
399.020 Fund Bal Fwd - Road Improvement		389,998.73	389,998.73	100.00%
Total C - Road Improvements	\$ 0.00	\$ 421,123.73	\$ 390,498.73	107.84%
D - Open Space Park Improvement		0.00	0.00	
367601 Transfer from GF		25,000.00	0.00	
387600 Open Space		158,759.00	25,000.00	635.04%
387601 Dog Park Fund Raiser		0.00	6,000.00	0.00%
399.030 Fwd Bal Forward - Open Space		92,843.96	0.00	
Total D - Open Space Park Improvement	\$ 0.00	\$ 276,602.96	\$ 31,000.00	892.27%
G -Police Special Funds		0.00	0.00	
310700 Police Donations		500.00	100.00	500.00%
310800 Fund Fwd - Police Special Funds		356.00	356.00	100.00%
Total G -Police Special Funds	\$ 0.00	\$ 856.00	\$ 456.00	187.72%
J - DVIT - RSF Fund		0.00	0.00	
363310 RSF Carry Forward		577,412.74	590,496.00	97.78%
386300 RSF Reimbursement		65,299.52	93,334.00	69.96%
Total J - DVIT - RSF Fund	\$ 0.00	\$ 642,712.26	\$ 683,830.00	93.99%
K - American Recovery Act		0.00	0.00	
386410 ARA Carry Fwd		934,172.72	934,172.72	100.00%
Total K - American Recovery Act	\$ 0.00	\$ 934,172.72	\$ 934,172.72	100.00%
Total Income	\$ 0.00	\$ 2,275,608.65	\$ 2,079,957.45	109.41%
Gross Profit	\$ 0.00	\$ 2,275,608.65	\$ 2,079,957.45	109.41%
Expenses				
492020 Transfer to Park and Rec Fund		5,000.00	0.00	
A - Recycling Expenses		0.00	0.00	
426200 Recycling expense	494.50	7,201.25	40,000.00	18.00%
Total A - Recycling Expenses	\$ 494.50	\$ 7,201.25	\$ 40,000.00	18.00%
C - Road Improvement Exp		0.00	0.00	
487750 Road Improvement Exp		0.00	40,000.00	0.00%
Total C - Road Improvement Exp	\$ 0.00	\$ 0.00	\$ 40,000.00	0.00%
D - Open Space Exp		0.00	0.00	
487600 OPEN SPACE EXPENSES ADMIN		5,354.36	5,000.00	107.09%
487601 Parks Improvements		1,297.66	100.00	1297.66%

487602 Dog Park Expenses		0.00	1,000.00	0.00%
487700 Open Space Purchases		0.00	500.00	0.00%
Total D - Open Space Exp	\$ 0.00	\$ 6,652.02	\$ 6,600.00	100.79%
J - DVIT - RSF Expenses		0.00	0.00	
492005 Transfer to Impact Fees		0.00	100.00	0.00%
492015 Transfer to Pool	40,000.00	30,000.00	100.00	30000.00%
492016 Transfer Pool Reserve		0.00	100.00	0.00%
492017 Capital Expense		0.00	100.00	0.00%
Total J - DVIT - RSF Expenses	\$ 40,000.00	\$ 30,000.00	\$ 400.00	7500.00%
K American Recovery Act		0.00	0.00	
486400 American Recovery Act Expenses		432,313.25	500,000.00	86.46%
Total K American Recovery Act	\$ 0.00	\$ 432,313.25	\$ 500,000.00	86.46%
Total Expenses	\$ 40,494.50	\$ 481,166.52	\$ 587,000.00	81.97%
Net Operating Income	-\$ 40,494.50	\$ 1,794,442.13	\$ 1,492,957.45	120.19%
Net Income	-\$ 40,494.50	\$ 1,794,442.13	\$ 1,492,957.45	120.19%

Hatfield Township

Finance Report

8/24/2022

	Bills Already Paid	Bills to be Paid	Total Paid and Unpaid
General Fund	\$ 866.00	\$ 313,431.15	\$ 314,297.15
Fire Fund	\$ 43,818.00		\$ 43,818.00
Parks and Rec	\$ 2,227.69	\$ 5,812.19	\$ 8,039.88
Parks Rec Capital			\$ -
Capital Reserve		\$ 42,185.00	\$ 42,185.00
Pool Fund	\$ 18,805.83	\$ 28,384.61	\$ 47,190.44
Pool Reserve			\$ -
Debt Service	\$ 166,119.78		\$ 166,119.78
State Aid			\$ -
Impact		\$ 55,560.81	\$ 55,560.81
Contribution		\$ 494.50	\$ 494.50
DUI Fund		\$ 3,379.96	\$ 3,379.96
Escrow		\$ 52,729.94	\$ 52,729.94
Totals	\$ 231,837.30	\$ 501,978.16	\$ 733,815.46

Hatfield Township - General Fund
Paid Early Checks
August 2022

CHECKING - COMMERCE	Date	Name	Transaction Type	Amount
	08/08/2022	Brinker's Fuels	Check	-529.00 529.00
	08/08/2022	Nancy Lattanzi	Check	-235.00 235.00
	08/10/2022	INDIAN VALLEY CHAMBER OF COMMERCE	Bill Payment (Check)	-1,050.00 -1,050.00
	08/12/2022	SCOTT WEITZEL/	Bill Payment (Check)	-580.00 -580.00
		Toal Paid Early		866.00

Thursday, Aug 18, 2022 03:27:32 AM GMT-7

Hatfield Township - General Fund Unpaid Bills

Due: January - December 2022

Cluster	Date	Transaction Type	Num	Amount
		Beginning Balance		
	08/11/2022	Bill	2352001	101.51
	08/11/2022	Bill	2351739	492.81
	08/11/2022	Bill	2350875	1,359.22
	08/17/2022	Bill	2359312	303.86
	08/17/2022	Bill	2360594	314.51
Philly Cluster				\$ 2,571.91
ACTEON NETWORKS, LLC				
	08/11/2022	Bill	166518	1,090.90
LLC				\$ 1,090.90
AFLAC				
	08/11/2022	Bill		72.56
	08/16/2022	Bill	449230	72.56
Total for AFLAC				\$ 145.12
Airgas East				
	08/09/2022	Bill	9989976212	40.02
Total for Airgas East				\$ 40.02
All Points Reporting				
	08/15/2022	Bill	8.8.2022	200.00
Total for All Points Reporting				\$ 200.00
#320				
		Beginning Balance		
	08/11/2022	Bill	0320004144628	1,032.78
SERVICES #320				\$ 1,032.78
Always Integrity				
	08/11/2022	Bill	July 2022	1,650.00
Total for Always Integrity				\$ 1,650.00
American heritage Life Ins Co				
	08/11/2022	Bill		68.96
Ins Co				\$ 68.96
Andrew Irick				
	08/11/2022	Bill		215.99
Total for Andrew Irick				\$ 215.99
INC.				
	08/09/2022	Bill	910029034	230.00
ELECTRIC, INC.				\$ 230.00
B Safe, Inc.				
	08/11/2022	Bill	2986594	170.32
Total for B Safe, Inc.				\$ 170.32
Blue Tide Express Car Wash				

	08/16/2022	Bill	July 2022	449.90
Wash				\$ 449.90
CAPASSO				
	08/15/2022	Bill	8.12.22 PW	180.00
Total for CAPASSO				\$ 180.00
CKS ENGINEERS INC				
	08/10/2022	Bill	21-9970	11,609.95
	08/10/2022	Bill	21-9969	471.24
	08/10/2022	Bill	21-9966	130.00
Total for CKS ENGINEERS INC				\$ 12,211.19
Comcast/				
	Beginning Balance			
	08/11/2022	Bill		63.14
	08/11/2022	Bill		299.90
	08/11/2022	Bill		19.10
Total for Comcast/				\$ 382.14
INC				
	08/09/2022	Bill	27829	1,220.00
	08/11/2022	Bill	27751	4,720.00
PRECAST, INC				\$ 5,940.00
Conrad Siegel				
	08/17/2022	Bill	H9063A902062551	1,000.00
Total for Conrad Siegel				\$ 1,000.00
INS TRUST				
	08/17/2022	Bill	202208	91,304.90
	08/17/2022	Bill	2022-05R	1,965.38
HEALTH INS TRUST				\$ 93,270.28
MORRIS & SON				
CORP.				
	08/16/2022	Bill	34636	338.40
EQUIPMENT CORP.				\$ 338.40
CONTROL				
	08/11/2022	Bill	15551	432.64
	08/11/2022	Bill	15491	46.88
	08/11/2022	Bill	15552	64.00
TRAFFIC CONTROL				\$ 543.52
FIRE PROTECTION SERVICES				
	08/12/2022	Bill	25021	1,104.00
SERVICES				\$ 1,104.00
Total for Franconia Auto Repair				
Fraser Advanced Info System				
	08/11/2022	Bill	5021060726	875.36
System				\$ 875.36
GUIDEMARK, INC.				
	Beginning Balance			
Total for GUIDEMARK, INC.				
H & K MATERIALS				

	08/11/2022	Bill	34100	221.03
Total for H & K MATERIALS				\$ 221.03
H.A. BERKHEIMER, INC.				
	Beginning Balance			
	08/17/2022	Bill	0146570008 2022-07	720.22
	08/17/2022	Bill	0046570008 2022-07	730.80
INC.				\$ 1,451.02
MAXWELL				
	08/11/2022	Bill	19350	297.00
	08/11/2022	Bill	19333	49.50
	08/11/2022	Bill	19334	544.50
	08/11/2022	Bill	19335	1,782.00
	08/11/2022	Bill	19338	363.00
	08/11/2022	Bill	19332	4,284.00
	08/11/2022	Bill	19341	1,053.50
	08/15/2022	Bill	19922	132.00
	08/15/2022	Bill	19912	2,805.00
	08/15/2022	Bill	19913	313.50
	08/15/2022	Bill	19914	478.50
	08/15/2022	Bill	19915	586.00
MULLIN & MAXWELL				\$ 12,688.50
I.T. Landes				
	08/09/2022	Bill	715615	3,175.00
	08/09/2022	Bill	1748781	1,406.97
Total for I.T. Landes				\$ 4,581.97
COMMERCE				
	08/10/2022	Bill Payment (Check)	31733	-1,050.00
	08/10/2022	Bill	3772	1,050.00
CHAMBER OF COMMERCE				\$ 0.00
INTOXIMETERS INC.				
	08/11/2022	Bill	709129	232.25
Total for INTOXIMETERS INC.				\$ 232.25
JAY CIARLELLO				
	08/10/2022	Bill		500.00
Total for JAY CIARLELLO				\$ 500.00
Landscape				
	08/11/2022	Bill		2,700.00
Landscape				\$ 2,700.00
KENCO HYDRAULICS, INC.				
	08/15/2022	Bill	6985248	277.78
INC.				\$ 277.78
KENNETH AMEY, AICP				
	08/10/2022	Bill	220801	6,120.00
Total for KENNETH AMEY, AICP				\$ 6,120.00
SERVICES, INC.				
	08/11/2022	Bill	34664	7,293.75
	08/16/2022	Bill	34716	6,450.00

MUNICIPAL SERVICES, INC.				\$ 13,743.75
SERVICES				
	Beginning Balance			
	08/10/2022	Bill	259	1,350.00
	08/11/2022	Bill	137	300.00
CLEANING SERVICES				\$ 1,650.00
Liberty Products Group, Inc.				
	Beginning Balance			
	08/11/2022	Bill	184315	950.00
	08/16/2022	Bill		45.00
Group, Inc.				\$ 995.00
Liberty Urgent Care				
	08/17/2022	Bill	2022-07	45.00
Total for Liberty Urgent Care				\$ 45.00
LOWE'S				
	Beginning Balance			
	08/12/2022	Bill	August 2022	1,213.90
Total for LOWE'S				\$ 1,213.90
MCDONALD UNIFORMS				
	08/11/2022	Bill	207367-01	126.12
	08/11/2022	Bill	206348-02	53.39
UNIFORMS				\$ 179.51
McMahon Associates				
	Beginning Balance			
	08/09/2022	Bill	183503	5,705.00
	08/09/2022	Bill	184883	11,752.39
	08/09/2022	Bill	185474	7,612.50
	08/11/2022	Bill	184750	3,112.17
	08/11/2022	Bill	185478	1,207.50
	08/11/2022	Bill	185141	8,322.50
	08/11/2022	Bill	185140	1,402.50
	08/11/2022	Bill	184882	3,037.50
	08/11/2022	Bill	184569	160.00
	08/11/2022	Bill	183504	1,306.38
	08/11/2022	Bill	183498	2,822.50
	08/11/2022	Bill	182935	7,632.16
	08/17/2022	Bill	186820	1,977.50
	08/17/2022	Bill	186818	2,062.73
	08/17/2022	Bill	186527	1,050.00
	08/17/2022	Bill	186824	612.50
	08/17/2022	Bill	186823	8,285.00
Total for McMahon Associates				\$ 68,060.83
MOYER INDOOR/OUTDOOR				
	08/11/2022	Bill	1940455	1,622.07
	08/15/2022	Bill	1942692	768.11
INDOOR/OUTDOOR				\$ 2,390.18
N.F. Landis & Son, Inc.				

	08/09/2022	Bill	SV000009656	116.55
Total for N.F. Landis & Son, Inc.				\$ 116.55
NFPA - Material				
	08/12/2022	Bill	8256327Y	119.25
Total for NFPA - Material				\$ 119.25
AUTHORITY				
	08/09/2022	Bill		25.00
	08/09/2022	Bill		100.00
	08/11/2022	Bill		13.37
	08/11/2022	Bill		102.62
	08/11/2022	Bill		36.87
AUTHORITY				\$ 277.86
NYCE CRETE COMPANY, INC.				
	08/11/2022	Bill	966529	346.50
COMPANY, INC.				\$ 346.50
OFFICE BASICS, INC.				
	Beginning Balance			
	08/11/2022	Bill	2087284	30.01
	08/11/2022	Bill	2093610	52.99
	08/11/2022	Bill	2086113	38.65
	08/11/2022	Bill	2085262	30.01
	08/11/2022	Bill	2082408	52.99
	08/17/2022	Bill	2099950	42.62
Total for OFFICE BASICS, INC.				\$ 247.27
PROCESSING				
	08/09/2022	Bill		1,310.35
	08/09/2022	Bill		686.57
PROCESSING				\$ 1,996.92
INC.				
	08/11/2022	Bill	s5335965.001	749.00
CHEMICAL CO., INC.				\$ 749.00
SYSTEM, INC.				
	08/09/2022	Bill	960910	240.93
CALL SYSTEM, INC.				\$ 240.93
PURCHASE POWER				
	Beginning Balance			
	08/11/2022	Bill		465.12
Total for PITNEY BOWES BANK				\$ 465.12
INC PURCHASE POWER				
(Admin)				
	08/11/2022	Bill	1021135972	84.99
Account (Admin)				\$ 84.99
PP & L				
	08/16/2022	Bill	aUGUST 2022	10,307.01
Total for PP & L				\$ 10,307.01
Rhoads Energy				
	08/09/2022	Bill	13052782	2,763.22

	08/11/2022	Bill	12962781	2,599.77
	08/11/2022	Bill	13008470	2,221.52
	08/15/2022	Bill	13907721	1,142.98
Total for Rhoads Energy				\$ 8,727.49
Scott Nowetner				
	08/10/2022	Bill		124.49
Total for Scott Nowetner				\$ 124.49
SCOTT WEITZEL/				
	08/12/2022	Bill	202208	580.00
	08/12/2022	Bill Payment (Check)	31734	-580.00
Total for SCOTT WEITZEL/				\$ 0.00
Seal Master				
	08/15/2022	Bill	2037180	1,371.32
Total for Seal Master				\$ 1,371.32
Standard Insurance				
	08/11/2022	Bill		2,711.27
Total for Standard Insurance				\$ 2,711.27
The Vanic Company, Inc.				
	08/15/2022	Bill	3	36,104.00
Inc.				\$ 36,104.00
TIMOTHY A. FRANK				
	08/05/2022	Bill		160.00
	08/11/2022	Bill		206.37
Total for TIMOTHY A. FRANK				\$ 366.37
INC.				
	Beginning Balance			
	08/11/2022	Bill	136679	4,341.50
AGENCY, INC.				\$ 4,341.50
Univest Bank				
	08/17/2022	Bill	132322983-2022-08	1,157.65
Total for Univest Bank				\$ 1,157.65
US Equipment Finance				
	08/11/2022	Bill	477662886	363.44
Total for US Equipment Finance				\$ 363.44
VERIZON WIRELESS				
	08/16/2022	Bill	9912834160	1,070.53
	08/16/2022	Bill	9912834159	861.87
Total for VERIZON WIRELESS				\$ 1,932.40
VERIZON////				
	Beginning Balance			
	08/11/2022	Bill		35.98
Total for VERIZON////				\$ 35.98
verizon////				
	08/16/2022	Bill		3.09
Total for verizon////				\$ 3.09
WELDON AUTO PARTS				
	Beginning Balance			

	08/16/2022	Bill	5227481717	130.13
	08/16/2022	Bill	5227481043	31.99
	08/16/2022	Bill	5227481047	193.98
	08/16/2022	Bill	5227480647	27.96
PARTS				\$ 384.06
William J. Tierney/Petty Cash				
	08/15/2022	Bill	August 2022	95.18
Tierney/Petty Cash				\$ 95.18
TOTAL				\$ 313,431.15

Thursday, Aug 18, 2022 04:42:08 AM GMT-7

04 Fire Reserve Equipment Fund
Check Detail
August 1 - 12, 2022

<u>Type</u>	<u>Num</u>	<u>Date</u>	<u>Name</u>	<u>Original Amount</u>
Bill Pmt -Check	1022	08/09/2022	Hatfield Volunteer Fire Company	-43,818.00
Bill	ESI Equip Reimb	08/09/2022		43,818.00
TOTAL				<u>43,818.00</u>

Hatfield Township Park & Rec Fund
Paid Early
August 1-17, 2022

100.000 TD Bank 360548556	Date	Transaction Type	Num	Name	Amount
	08/08/2022	Bill Payment (Check)	6394	Oldcastle Lawn & Garden North	-2,087.69
					-2,087.69
	08/09/2022	Bill Payment (Check)	6395	Lisa Gerhart	-140.00
					-140.00
				Paid Early	2,227.69

Wednesday, Aug 17, 2022 06:26:31 AM GMT-7

Hatfield Township Park & Rec Fund
Unpaid Bills
Due: August 2022

	Date	Transaction Type	Num	Amount
Alicia Sehn				
	08/03/2022	Bill		360.00
Total for Alicia Sehn				\$ 360.00
BERGEY'S ELECTRIC INC.				
215-723-5518				
	08/03/2022	Bill	106146	145.00
Total for BERGEY'S ELECTRIC INC.				\$ 145.00
Brian DiBiagio				
	08/03/2022	Bill		3,000.00
Total for Brian DiBiagio				\$ 3,000.00
GEORGE ALLEN PORTABLE TOILETS, INC.				
215-997-3299				
	08/12/2022	Bill	196327	88.00
	08/12/2022	Bill	196326	88.00
	08/12/2022	Bill	196324	68.00
	08/12/2022	Bill	196323	88.00
Total for GEORGE ALLEN PORTABLE TOILETS, INC.				\$ 332.00
LOWE'S				
1-866-232-7443				
	08/12/2022	Bill	August 2022	63.61
Total for LOWE'S				\$ 63.61
NORTH PENN WATER AUTHORITY				
215-855-3617				
	08/03/2022	Bill		18.04
	08/03/2022	Bill		13.37
	08/03/2022	Bill		149.99
	08/03/2022	Bill		55.79
	08/03/2022	Bill		13.37
Total for NORTH PENN WATER AUTHORITY				\$ 250.56
Peco				
	08/03/2022	Bill		31.75
	08/09/2022	Bill		0.06
Total for Peco				\$ 31.81
PPL				
	08/05/2022	Bill		59.69
	08/05/2022	Bill		68.59
	08/05/2022	Bill		1,136.89
Total for PPL				\$ 1,265.17
VERIZON ONLINE				
1-888-244-4440				
	08/05/2022	Bill		269.00
Total for VERIZON ONLINE				\$ 269.00

Verizon Wireless

08/16/2022

Bill

9912834159

95.04

Total for Verizon Wireless

\$ 95.04

TOTAL

\$ 5,812.19

Thursday, Aug 18, 2022 04:02:31 AM GMT-7

HATFIELD TOWNSHIP CAPITAL RESERVE FUND
Unpaid Bills
As of August 31, 2022

	Date	Transacti on Type	Num	Due Date	Amount
Fred Beans Inc					
	08/17/2022	Bill	248598	08/27/2022	39,500.00
	08/17/2022	Bill	218850	08/27/2022	499.00
Total for Fred Beans Inc					\$ 39,999.00
Marriott's Emergency Equip					
	08/17/2022	Bill	7077	08/27/2022	1,931.00
Total for Marriott's Emergency Equip					\$ 1,931.00
Motorola, Inc.					
	08/17/2022	Bill	16185916	08/27/2022	255.00
Total for Motorola, Inc.					\$ 255.00
TOTAL					\$ 42,185.00

Wednesday, Aug 17, 2022 05:59:00 AM GMT-7

Hatfield Community Pool Fund
Paid Early Report
August 1-17, 2022

	Date	Num	Vendor	Amount
100000 Commerce Checking				
	08/08/2022	4931	Treasurer of Montgomery County	-270.00
	08/09/2022	4932	Buckman's	-4,793.25
	08/09/2022	4933	MAIN POOL AND CHEMICAL COMPAN, INC.	-1,657.00
	08/09/2022	4934	PEPSI BEVERAGES COMPANY	-1,542.88
	08/09/2022	4935	US FOODS, INC	-7,338.48
	08/09/2022	4936	Quality Sales	-3,204.22
Total for 100000 Commerce Checking			Paid Early	\$ 18,805.83

Wednesday, Aug 17, 2022 06:04:34 AM GMT-7

Hatfield Community Pool Fund Unpaid Bills

Due: January - December 2022

	Date	Transaction Type	Num	Amount
ALLIED WASTE SERVICES #320				
	08/03/2022	Bill	0320004144628	335.72
	08/03/2022	Bill		754.82
Total for ALLIED WASTE SERVICES #320				\$ 1,090.54
Analytical Laboratories, Inc.				
	08/09/2022	Bill	1036922	220.00
Total for Analytical Laboratories, Inc.				\$ 220.00
AQUATIC TECHNOLOGY INC. 1-207-589-3939				
	08/03/2022	Bill	1291611	82.56
	08/03/2022	Bill	1296267	68.95
	08/03/2022	Bill	1275445	952.20
Total for AQUATIC TECHNOLOGY INC.				\$ 1,103.71
ASCAP				
	08/11/2022	Bill		404.37
Total for ASCAP				\$ 404.37
BLOOM MARKETING GROUP				
	08/03/2022	Bill	26480	528.00
	08/11/2022	Bill	26487	528.00
Total for BLOOM MARKETING GROUP				\$ 1,056.00
Buckman's				
	08/10/2022	Bill	793063	969.00
	08/15/2022	Bill	792680	535.20
Total for Buckman's				\$ 1,504.20
CINTAS				
	08/03/2022	Bill	5117541593	169.02
	08/09/2022	Bill	5109121926	161.93
Total for CINTAS				\$ 330.95
Hanan Kayed				
	08/03/2022	Bill		567.00
Total for Hanan Kayed				\$ 567.00
Janitorial Management, Inc.				
	08/04/2022	Bill	820224877	3,708.34
Total for Janitorial Management, Inc.				\$ 3,708.34
K J Door Services Inc				
	08/03/2022	Bill		307.00
Total for K J Door Services Inc				\$ 307.00
LESLIE'S POOLMART, INC. 1-602-366-3789				
	08/12/2022	Bill	1502002836	42.54
Total for LESLIE'S POOLMART, INC.				\$ 42.54

LOWE'S 1-866-232-7443	08/12/2022	Bill	August 2022	116.66
Total for LOWE'S				\$ 116.66
MAIN POOL AND CHEMICAL COMPAN, INC.				
	08/11/2022	Bill	2297621	1,137.00
Total for MAIN POOL AND CHEMICAL COMPAN, INC.				\$ 1,137.00
Motor Technology, Inc.				
	08/17/2022	Bill	4203	1,214.95
Total for Motor Technology, Inc.				\$ 1,214.95
Penn Valley Chemical				
	08/03/2022	Bill	s5252488.003	14.32
	08/11/2022	Bill	s5335019.001	501.50
Total for Penn Valley Chemical				\$ 515.82
PEPSI BEVERAGES COMPANY				
	08/11/2022	Bill	6028153	606.25
Total for PEPSI BEVERAGES COMPANY				\$ 606.25
PLAYNETWORK, INC.				
	08/12/2022	Bill	2279941	191.70
Total for PLAYNETWORK, INC.				\$ 191.70
PPL ELECTRIC UTILITIES				
	08/09/2022	Bill		8,898.91
Total for PPL ELECTRIC UTILITIES				\$ 8,898.91
Quality Sales				
	08/11/2022	Bill	154226	2,015.29
Total for Quality Sales				\$ 2,015.29
US FOODS, INC				
	08/11/2022	Bill	1667056	1,719.38
	08/11/2022	Bill	1550790	1,459.85
Total for US FOODS, INC				\$ 3,179.23
VERIZON COMMUNICATIONS 1-800-220-7021				
	08/03/2022	Bill		174.15
Total for VERIZON COMMUNICATIONS				\$ 174.15
TOTAL				\$ 28,384.61

Wednesday, Aug 17, 2022 06:05:24 AM GMT-7

Hatfield Township Debt Service Fund

Debt Payment

August 2022

Type	Date	Num	Name	Amount
471.201 · Debt Principal				
Bill	08/10/2022	202208	LOAN (1985 - 1,053,000)2003A	0.00
Bill	08/10/2022	202208	LOAN (1998 - 1,125,000)2003B	0.00
Bill	08/10/2022	202208	LOAN (POOL - 2,262,000)2006abc	160,000.00
Bill	08/10/2022	202208	LOAN (ADMIN 2011A - 745,000)	0.00
Bill	08/10/2022	202208	Loan (2019 Capital Improvement)	0.00
Bill	08/10/2022	202208	Loan 2020 (Police Land)	<u>1,000.00</u>
Total 471.201 · Debt Principal				161,000.00
472.000 · Debt Interest				
Bill	08/10/2022	202208	LOAN (1985 - 1,053,000)2003A	92.35
Bill	08/10/2022	202208	LOAN (1998 - 1,125,000)2003B	309.34
Bill	08/10/2022	202208	LOAN (Pool 2011B - 745,000)	1,116.88
Bill	08/10/2022	202208	LOAN (POOL - 2,262,000)2006abc	1,099.70
Bill	08/10/2022	202208	LOAN (ADMIN 2011A - 745,000)	1,228.23
Bill	08/10/2022	202208	Loan (2019 Capital Improvement)	558.25
Bill	08/10/2022	202208	Loan 2020 (Police Land)	<u>715.03</u>
Total 472.000 · Debt Interest				5,119.78
TOTAL				<u><u>166,119.78</u></u>

Hatfield Township - Impact Fees Unpaid Bills Detail As of August 18, 2022

	<u>Type</u>	<u>Date</u>	<u>Num</u>	<u>Split</u>	<u>Open Balance</u>
McMahon Associates					
	Bill	08/18/2022	186437	Engineering Expense	1,295.00
	Bill	08/18/2022	183505	Engineering Expense	19,160.00
	Bill	08/18/2022	184884	Engineering Expense	22,048.52
	Bill	08/18/2022	184995	Engineering Expense	5,627.50
	Bill	08/18/2022	183178	Engineering Expense	511.94
	Bill	08/18/2022	185138	Engineering Expense	1,313.17
	Bill	08/18/2022	184548	Engineering Expense	3,507.19
	Bill	08/18/2022	186524	Engineering Expense	2,097.49
Total McMahon Associates					<u>55,560.81</u>
TOTAL					<u>55,560.81</u>

Hatfield Township Contribution Fund Unpaid Bills

Due: January - December 2022

	Date	Transactio n Type	Num	Due Date	Amount
Barnside Farm Compost Facility					
	08/17/2022	Bill	14192	08/27/2022	142.65
Total for Barnside Farm Compost Facility					\$ 142.65
J.P. Masacaro & Sons					
	08/17/2022	Bill	484408	08/27/2022	151.85
Total for J.P. Masacaro & Sons					\$ 151.85
TRM					
	08/17/2022	Bill	7763	08/27/2022	200.00
Total for TRM					\$ 200.00
TOTAL					\$ 494.50

Wednesday, Aug 17, 2022 05:42:51 AM GMT-7

North Penn DUI Task Force, Hatfield Twp
Unpaid Bills Detail
As of August 18, 2022

	<u>Type</u>	<u>Date</u>	<u>Num</u>	<u>Due Date</u>	<u>Open Balance</u>
FRANCONIA TOWNSHIP POLICE					
	Bill	08/09/2022	March Penndot 2022	08/19/2022	306.88
	Bill	08/09/2022	April Penndot 2022	08/19/2022	1,605.12
Total FRANCONIA TOWNSHIP POLICE					<u>1,912.00</u>
TOWAMENCIN TOWNSHIP POLICE					
	Bill	08/09/2022	March Penndot 2022	08/19/2022	326.28
	Bill	08/09/2022	April Penndot 2022	08/19/2022	1,141.68
Total TOWAMENCIN TOWNSHIP POLICE					<u>1,467.96</u>
TOTAL					<u><u>3,379.96</u></u>

Hatfield Township, Escrow Fund Unpaid Bills Detail As of August 18, 2022

	<u>Type</u>	<u>Date</u>	<u>Num</u>	<u>Due Date</u>	<u>Aging</u>	<u>Open Balance</u>
CKS Engineers						
	Bill	08/10/2022	21-9968	08/20/2022		489.86
	Bill	08/10/2022	21-9967	08/20/2022		606.56
	Bill	08/10/2022	21-9965	08/20/2022		161.40
	Bill	08/10/2022	21-9964	08/20/2022		9,514.44
	Bill	08/10/2022	21-9963	08/20/2022		1,579.10
	Bill	08/10/2022	21-9962	08/20/2022		545.76
	Bill	08/10/2022	21-9961	08/20/2022		820.76
	Bill	08/10/2022	21-9960	08/20/2022		6,710.22
	Bill	08/10/2022	21-9959	08/20/2022		1,647.04
	Bill	08/10/2022	21-9958	08/20/2022		498.48
	Bill	08/10/2022	21-9957	08/20/2022		9,471.22
	Bill	08/10/2022	21-9956	08/20/2022		1,285.09
	Bill	08/10/2022	21-9955	08/20/2022		224.70
	Bill	08/10/2022	21-9954	08/20/2022		101.22
	Bill	08/10/2022	21-9953	08/20/2022		565.00
	Bill	08/10/2022	21-9952	08/20/2022		104.12
	Bill	08/10/2022	21-9951	08/20/2022		1,995.58
	Bill	08/10/2022	21-9950	08/20/2022		65.00
	Bill	08/10/2022	21-9949	08/20/2022		440.00
Total CKS Engineers						36,825.55
Hamburg, Rubin, Mullin, Maxwell & Lupin						
	Bill	08/05/2022	19336	08/15/2022	3	99.00
	Bill	08/05/2022	19337	08/15/2022	3	280.50
	Bill	08/05/2022	19339	08/15/2022	3	198.00
	Bill	08/05/2022	19340	08/15/2022	3	1,115.50
	Bill	08/05/2022	20-01	08/15/2022	3	49.50
	Bill	08/05/2022	19343	08/15/2022	3	99.00
	Bill	08/05/2022	19344	08/15/2022	3	49.50
	Bill	08/05/2022	19345	08/15/2022	3	280.50
	Bill	08/05/2022	19346	08/15/2022	3	165.00
	Bill	08/05/2022	19347	08/15/2022	3	643.50
	Bill	08/05/2022	19348	08/15/2022	3	346.50
	Bill	08/05/2022	19349	08/15/2022	3	198.00
	Bill	08/15/2022	19916	08/25/2022		462.00
	Bill	08/15/2022	19917	08/25/2022		165.00
	Bill	08/15/2022	19918	08/25/2022		165.00
	Bill	08/15/2022	19919	08/25/2022		132.00
	Bill	08/15/2022	19920	08/25/2022		825.00
	Bill	08/15/2022	19921	08/25/2022		2,277.00
	Bill	08/15/2022	19923	08/25/2022		363.00
Total Hamburg, Rubin, Mullin, Maxwell & Lupin						7,913.50
Kenneth Amey, AICP						
	Bill	08/10/2022	220802 21-15	08/20/2022		85.00
	Bill	08/10/2022	220802 20-03	08/20/2022		127.50

Hatfield Township, Escrow Fund Unpaid Bills Detail As of August 18, 2022

	<u>Type</u>	<u>Date</u>	<u>Num</u>	<u>Due Date</u>	<u>Aging</u>	<u>Open Balance</u>
	Bill	08/10/2022	220802 22-02	08/20/2022		85.00
Total Kenneth Amey, AICP						297.50
McCloskey & Faber, P.C.						
	Bill	08/16/2022	108809 22-02	08/26/2022		52.00
	Bill	08/16/2022	108809 18-04	08/26/2022		383.00
	Bill	08/16/2022	108809 17-08	08/26/2022		407.75
Total McCloskey & Faber, P.C.						842.75
McMahon Engineers						
	Bill	08/09/2022	185130	08/19/2022		235.00
	Bill	08/09/2022	185125	08/19/2022		257.50
	Bill	08/09/2022	184568	08/19/2022		765.00
	Bill	08/09/2022	184565	08/19/2022		57.50
	Bill	08/09/2022	184564	08/19/2022		1,105.00
	Bill	08/09/2022	184561	08/19/2022		117.50
	Bill	08/09/2022	184560	08/19/2022		175.00
	Bill	08/09/2022	184557	08/19/2022		117.50
	Bill	08/09/2022	184554	08/19/2022		587.50
	Bill	08/09/2022	185134	08/19/2022		527.50
	Bill	08/09/2022	184563	08/19/2022		465.00
	Bill	08/17/2022	186512	08/27/2022		760.00
	Bill	08/17/2022	186510	08/27/2022		845.64
	Bill	08/17/2022	186504	08/27/2022		835.00
Total McMahon Engineers						6,850.64
TOTAL						52,729.94



Hatfield Township Police Activity Report

The timeframe for this report is 07/01/22 – 07/31/22

(2424) Incidents were handled by Officers

(130) Selective Enforcements were conducted

(15) Non -Traffic** arrests were made

(121) Traffic Citations were issued

(42) Parking Tickets were issued

(118) Traffic Courtesy/ Warnings Notices were issued

(1133) Night Eyes/ Business checks/Directed Patrols were conducted

(24) Criminal* Arrests were made

(1) DUI

(2) DUI's w/Accident

(20) Thefts were reported

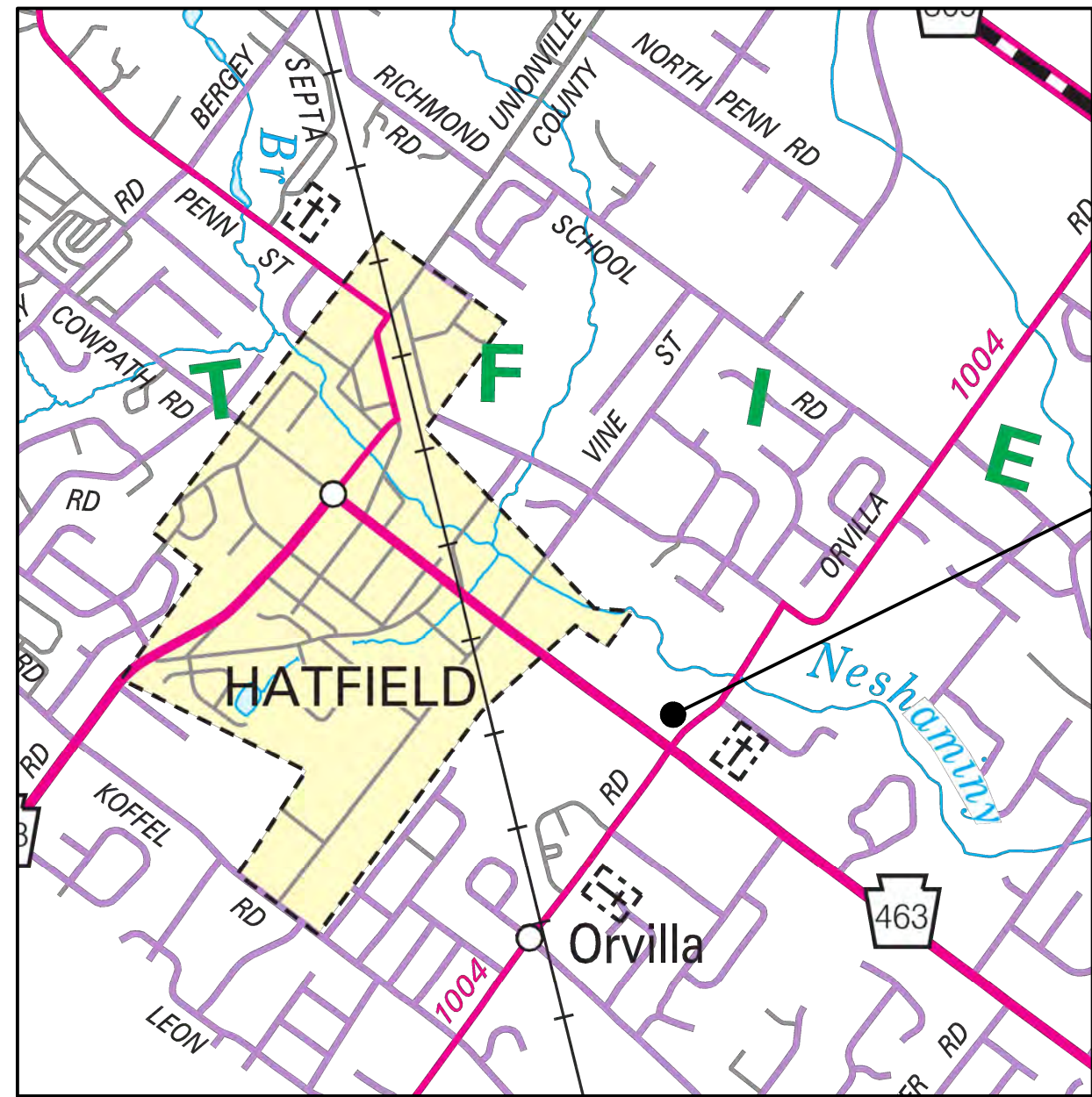
*(10) Frauds were reported

Addendum:

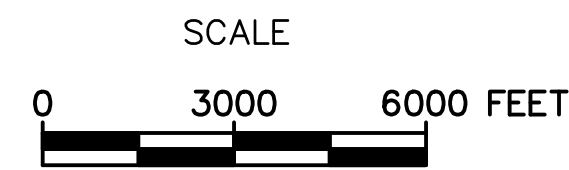
***Criminal Arrests involved the following charges:** Aggravated Assault, Bad Checks, Corruption Of Minors, Criminal Trespass, DUI, Drug Possession, Endangering Welfare Of Children, Forgery, Harassment, Indecent Exposure, PFA Violation, Possessing Instruments Of Crime, Rape Of Child, Sexual Assault, Simple Assault, Terroristic Threats, Theft By Deception, Warrant Arrest.

**** Non-Criminal arrests were made for:** Consumer Fireworks On Private Property, Curfew Violation, Disorderly Conduct, Harassment, Public Drunkenness, Scatter Rubbish Upon Land, Weed Ordinance Violation.

LOCATION MAP



SITE



GENERAL NOTE:

- OWNER/APPLICANT:
HATFIELD TOWNSHIP
1950 SCHOOL ROAD
HATFIELD, PA 19440
- PROPERTY INFORMATION:
PARID 35-00-02524-00-6
DEED BOOK 5942 PG 916

PARID 35-00-07495-00-3
DEED BOOK 6083 PG 1784

PORTION OF
PARID 35-00-07498-00-9
DEED BOOK 6085 PG 0933

PARID 35-00-09592-00-3
DEED BOOK 4471 PAGE 168

PARID 35-00-07498-00-9
DEED BOOK 6085 PAGE 0933

PARID 35-00-09592-00-3
DEED BOOK 4471 PAGE 168

PARID 35-00-07498-00-9
DEED BOOK 6085 PAGE 0933

PORTION OF
PARID 35-00-09730-00-9

PROPOSED LOT 1 AREA: 17,477 SF OR 0.401 ACRES
PROPOSED LOT 2 AREA: 23,393 SF OR 0.537 ACRES
PROPOSED LOT 3 AREA: 10,689 SF OR 0.245 ACRES

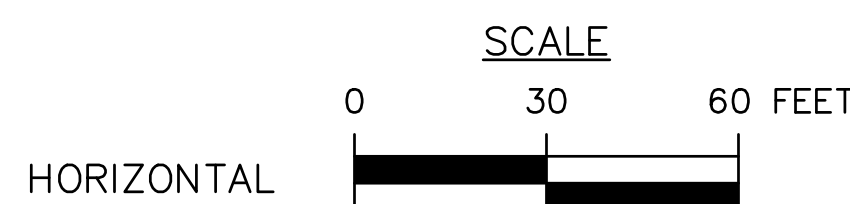
- ZONING DATA
C - COMMERCIAL DISTRICT

A. MINIMUM LOT AREA:	11,250 SF
B. MINIMUM LOT WIDTH:	75 FEET
C. MINIMUM FRONT YARD:	50 FEET
D. MINIMUM SIDE YARD:	10 FEET
E. MINIMUM REAR YARD:	20 FEET
F. MAXIMUM BUILDING COVERAGE:	30%
G. MAXIMUM BUILDING HEIGHT:	30 FEET
H. MAXIMUM IMPERVIOUS COVERAGE:	60%

A. MINIMUM LOT AREA:	12,000 SF
B. MINIMUM LOT WIDTH:	80 FEET
C. MINIMUM FRONT YARD:	50 FEET
D. MINIMUM SIDE YARD:	10 FEET; 30 FEET AGGREGATE
E. MINIMUM REAR YARD:	40 FEET
F. MAXIMUM BUILDING COVERAGE:	25%
G. MAXIMUM BUILDING HEIGHT:	16 FEET
H. MAXIMUM IMPERVIOUS COVERAGE:	35%

4. EXISTING TOPOGRAPHY AND BOUNDARY INFORMATION SHOWN HEREON IS BASED ON HOP PLANS FOR STATE ROUTE 1004, SECTION HFT R/W IN MONTGOMERY COUNTY, PREPARED BY MCMAHON ASSOCIATES, INC. RECORDED IN THE OFFICE FOR THE RECORDING OF DEEDS IN MONTGOMERY, PA IN BOOK 54, PAGE 360 ON 2/15/21, AND ALSO ON LIMITED FIELD SURVEY BY CKS ENGINEERS, INC. DURING THE MONTH OF OCTOBER 2021.

TOPOGRAPHY SHOWN IN ORVILLA ROAD (SR 1004) AND SOUTHEAST OF SAID ROAD DESIGN CONTOURS, AND ARE ONLY SHOWN AS A REFERENCE AND SHOULD NOT BE USED FOR DESIGN.



- LEGEND
O PROPERTY CORNER TO BE SET

COMMONWEALTH OF PENNSYLVANIA
COUNTY OF MONTGOMERY
ON THIS, THE _____ DAY OF _____, 20____, BEFORE ME, _____, THE UNDERSIGNED OFFICER, PERSONALLY APPEARED _____ WHO ACKNOWLEDGED HIMSELF (HERSELF) TO BE THE _____ OF _____ AND THAT HE/SHE AS SUCH PRESIDENT, BEING AUTHORIZED TO DO SO, EXECUTED THE FOREGOING INSTRUMENT FOR THE PURPOSES THEREIN CONTAINED BY SIGNING THE NAME OF THE CORPORATION BY HIMSELF (HERSELF) AS _____ IN WITNESS WHEREOF, I HAVE HEREUNTO SET MY HAND AND OFFICIAL SEAL.

(SEAL) _____ NOTARY PUBLIC
MY COMMISSION EXPIRES _____
I/WE _____ HAVE LAID OUT UPON MY/OUR LAND, SITUATE IN THE TOWNSHIP OF HATFIELD, COUNTY OF MONTGOMERY, COMMONWEALTH OF PENNSYLVANIA, CERTAIN LOTS AND STREETS ACCORDING TO THE ACCOMPANYING PLAN WHICH IS INTENDED TO BE RECORDED. WITNESS MY HAND AND SEAL THIS _____ DAY OF _____, 20____.

AUTHORIZED REPRESENTATIVE

THIS IS TO CERTIFY THAT THIS PLAN REPRESENTS A FIELD SURVEY MADE BY ME OR UNDER MY SUPERVISION, THAT ALL PROPERTY CORNERS ARE SET AS SHOWN HEREON, THAT ALL GEOMETRIC DETAILS AS SHOWN ARE CORRECT, AND THAT ALL LOTS OR TRACTS HAVE A BOUNDARY CLOSURE ERROR OF 1:10,000 OR BETTER.
Ronald S. Fricker 06-01-2022
PROFESSIONAL LAND SURVEYOR, # SU075366 DATE

APPROVAL OF TOWNSHIP:
APPROVED BY THE BOARD OF COMMISSIONERS OF THE TOWNSHIP OF HATFIELD, COUNTY OF MONTGOMERY, COMMONWEALTH OF PENNSYLVANIA, ON THE _____ DAY OF _____, 20____.

CHAIRMAN

SECRETARY


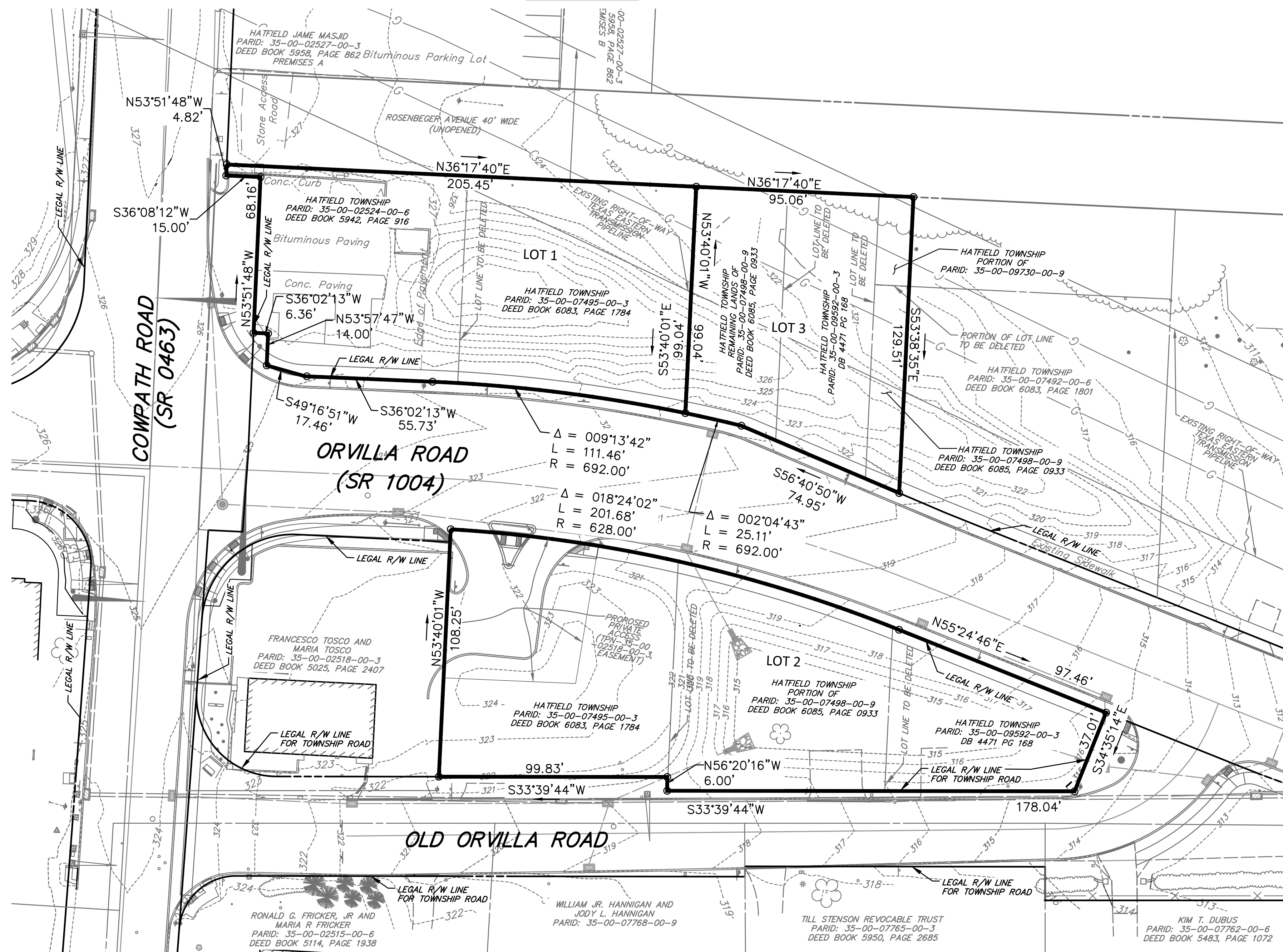
APPROVAL OF HATFIELD TOWNSHIP PLANNING COMMISSION:
APPROVED BY THE HATFIELD TOWNSHIP PLANNING COMMISSION ON THIS _____ DAY OF _____, 20____.

CHAIRMAN

REVIEW OF TOWNSHIP ENGINEER:
DATE _____ TOWNSHIP ENGINEER _____



MPC FILE NO. _____



425 COMMERCE DRIVE
SUITE 200
FORT WASHINGTON, PA 19034
PH: (215) 283-9444
FAX: (215) 283-9447

DESIGN BY: ASB
DRAWN BY: ASB
CHECKED BY: KRS
JOB NO: 815115
DWG: _____
DATE: 05-24-22

HATFIELD TOWNSHIP
1950 SCHOOL ROAD
HATFIELD, PA
(215) 855-0900

ORVILLA ROAD LOT CONSOLIDATION PLAN
ORVILLA ROAD (SR 1004)
HATFIELD TOWNSHIP
MONTGOMERY COUNTY

The Vanic Company inc.
2550 Crestline Dr
Hellertown, PA 18055
6109973600
thevaniccompanyinc@gmail.com



BILL TO

Hatfield Township
1950 School Road
Hatfield, PA 19440

INVOICE PHASE 1

DATE 06/09/2022 TERMS wk

DUE DATE 06/15/2022

DESCRIPTION	QTY	RATE	AMOUNT
PHASE 1: Hatfield ADA Ramp Project ADA Ramps on McArthur Drive, MacArthur, and Dave Circle (May 16th- June 8th) 10 IN TOTAL COMPLETED *RAMPS ONLY @ UNIT PRICE GIVEN BY TIM FRANK IN EMAIL*	10	4,513.00	45,130.00

Please make check out to: The Vanic Company Inc.

TOTAL DUE \$45,130.00

The Vanic Company inc.
2550 Crestline Dr
Hellertown, PA 18055
6109973600
thevaniccompanyinc@gmail.com



BILL TO

Hatfield Township
1950 School Road
Hatfield, PA 19440

INVOICE 3

DATE 08/11/2022 TERMS Due on

DUE DATE 08/15/2022

DESCRIPTION	QTY	RATE	AMOUNT
PHASE 3: Hatfield ADA Ramp Project	8	4,513.00	36,104.00

ADA Ramps on Elm St., Winston St., Koffel Rd., Gum St., Werner Rd., Orvilla Rd.

THIS INVOICE IS NOT INCLUDED 2 PENN DOT NOR THE REDO/EXTRAS FOR MACARTHUR AND MCARTHUR DRIVE. THOSE WILL BE ON FINAL INVOICE

- 1. Result of construction, some lawn damage may occur. Topsoil and see are not provided unless specified on quote
- 2. This is upon a field measurement, upon completion of the job if deemed necessary a completed measurement will be taken to final bill will be made according to the agreed square foot price
- 4. Variations in color/ texture & stamping depth are common & add to individuality of job

TOTAL DUE \$36,104.00

Terms&Conditions

- 1. Workmanship & installation are guaranteed 1yr
- 2. DO NOT salt or use any ice melt systems
- 3. We are a concrete installer, not a concrete producer, we can't guarantee concrete will never crack, however we take every precaution to ensure this does not happen
- 4. Result of construction, some lawn damage may occur. Topsoil and seed are not provided unless specified on quote

The Vanic Company inc.
 2550 Crestline Dr
 Hellertown, PA 18055
 6109973600
 thevaniccompanyinc@gmail.com



ADDRESS

Hatfield Township
 1950 School Road
 Hatfield, PA 19440

Estimate 2

DATE 07/20/2022

DESCRIPTION	QTY	RATE	AMOUNT
PHASE 2: Hatfield ADA Ramp Project	13	4,513.00	58,669.00
ADA Ramps on Elm St., Winston St., Koffel Rd., Gum St., Werner Rd., Orvilla Rd. (June 11th- July 15th) 13 ramps IN TOTAL COMPLETED *RAMPS- \$4,513 each 6/15/2022- \$5,000 added to final bill - REDO/ extras performed at MacArthur Drive & McArthur			

TOTAL \$58,669.00

Terms&Conditions

1. Workmanship & installation are guaranteed 1yr
2. DO NOT salt or use any ice melt systems
3. We are a concrete installer, not a concrete producer, we can't guarantee concrete will never crack, however we take every precaution to ensure this does not happen
4. Result of construction, some lawn damage may occur. Topsoil and seed are not provided unless specified on quote

Accepted By

Tim Fuchs

Accepted Date

7/21/22

Terms&Conditions

1. Workmanship & installation are guaranteed 1yr
2. DO NOT salt or use any ice melt systems
3. We are a concrete installer, not a concrete producer, we can't guarantee concrete will never crack, however we take every precaution to ensure this does not happen
4. Result of construction, some lawn damage may occur. Topsoil and seed are not provided unless specified on quote